

# MESNMĪMK WASATEK

*catching a drop of light*



*Dozay '05*

Understanding the Overrepresentation of First Nations Children  
in Canada's Child Welfare System: An Analysis of the  
Canadian Incidence Study of Reported Child Abuse and Neglect (CIS-2003)

Nico Trocmé, Bruce MacLaurin, Barbara Fallon, Della Knoke, Lisa Pitman & Megan McCormack

## Errata issued March 2011

In preparing material for the 2008 FN CIS, we caught a mistake in the incidence rate calculations. Registered North American Indian (Status First Nations) children were inadvertently counted twice in the calculation of incidence rates. While this did not affect any of the estimates of the counts of investigations involving First Nations Children, it did lead to a substantial underestimation of the incidence of investigations per 1,000 First Nations children in the general population and a slight overestimation of the incidence of investigations involving non-Aboriginal children.

The original estimates for the incidence of investigations were 58.34/1,000 First Nations children and 44.11/1,000 non-Aboriginal children; the revised estimates are 110.56/1,000 First Nations children and 42.23/1,000 non-Aboriginal children. These revisions affect all incidence rate estimates for First Nations and non-Aboriginal children derived from the CIS-2003; they do not impact estimated percentages or child counts for First Nations or non-Aboriginal investigations included in CIS-2003, nor do they affect incidence rate estimates for other populations examined using CIS-2003 data. The revised estimates reveal a level of overrepresentation of First Nations children in the child welfare system that is much more pronounced than originally reported by CIS-2003, but which is more in keeping with the level of overrepresentation suggested by the limited data available from other sources (Farris-Manning, C., & Zanstra, M. 2003). These revisions do not change the key patterns identified in original analyses: the overrepresentation of First Nations children is driven by neglect, compounded at each stage of the investigation cycle and associated with structural risk factors such as poverty, poor housing and substance abuse.

All numbers in this report have been updated and can be found in Appendix 5 on pages 81–84.

© First Nations Child and Family Caring Society 2006

ISBN – 0-9732858-6-9

Citation:

Nico Trocmé, Bruce MacLaurin, Barbara Fallon, Della Knoke, Lisa Pitman, Megan McCormack, Understanding the overrepresentation of First Nations children in Canada's child welfare system: An analysis of the Canadian incidence study of reported child abuse and neglect (CIS-2003), Toronto: Centre of Excellence for Child Welfare, 2005

To order additional copies of this report, contact:

FNCFCFCD Website: <http://www.fncfcs.com/>



# Mesnmimk Wasatek

## CATCHING A DROP OF LIGHT

This name is gifted to the *Canadian Incidence Study on Reported Child Abuse and Neglect* by the peoples of Mi'kmaw Family and Children's Services in Nova Scotia. The tears of the beautiful child in the artwork fall into the sacred smudge bowl filled with water, the essence of all life. The butterfly symbolizes how the CIS information helped shape the transformation of services offered by Mi'kmaw Family and Children's Services to better support Mi'kmaw children and families.

## HONOURING

The research team of the *Canadian Incidence Study of Reported Child Abuse and Neglect* and the First Nations Child and Family Caring Society of Canada wish to express our sincere appreciation to Mi'kmaw Family and Children Services who so generously honoured this report with the name and artwork and to the many other First Nations child and family service agencies who worked with us on this research project.



## ACKNOWLEDGEMENTS

The 2003 Canadian Incidence Study of Reported Child Abuse and neglect (CIS-2003) reflects a national effort by a group of over 1,500 child welfare service providers, researchers, and policy makers committed to improving services for maltreated children through research. The Public Health Agency of Canada provided the core funding for the CIS-2003 with additional funds provided by the First Nations Child and Family Caring Society, the provinces of Alberta and Ontario, the Northwest Territories, Indian and Northern Affairs Canada, and the Bell Canada Child Welfare Research Unit.

Funding provided by the First Nations Child and Family Caring Society and Indian and Northern Affairs Canada supported the significant involvement of eight fully mandated First Nations agencies in the CIS-2003 in an effort to better understand some of the factors contributing to the over-representation of First Nations children in the child welfare system in Canada, and specifically in out-of-home care. This exciting work was led by Cindy Blackstock, Corbin Shangreux and Marlyn Bennett of the First Nations Child and Family Caring Society, in addition to Kathy Bent, Janet Douglas and Ken Barter who served as Site Researchers.

We were honoured to have the active involvement and support of the managers and child welfare workers in the eight mandated First Nations agencies. Their work deserves special recognition for finding the time and the interest to participate in the study while juggling their ever-increasing responsibilities. Although for reasons of confidentiality we cannot list their names, on behalf of the CIS-2003 research team, I thank the child welfare professionals from each of the First Nations agencies who contributed their expertise to benefit First Nations children and families.

Nico Trocmé,  
CIS-2003 Principal Investigator  
Philip Fisher Chair in Social Work,  
Centre for Research on Children and Families  
McGill University



### Table of Contents

List of Figures	iv	Study Timeframe	19
List of Tables	v	Maltreatment Assessment Form	19
<b>Executive Summary</b>	<b>1</b>	Weighting	20
Investigated and Substantiated Maltreatment	2	National Incidence Estimates	21
Categories of Maltreatment	3	Limitations of the CIS-2003	21
Physical and Emotional Harm	5	<b>Ch. 3) Maltreatment Characteristics</b>	<b>22</b>
Case Characteristics and Service Dispositions	8	Definition of Classifications of Maltreatment	22
Previous Case Openings	8	Definition of Levels of Substantiation	23
Ongoing Child Welfare Services	8	Total Child Investigations and Overall Rates of Substantiation	23
Admissions to Out-of-Home Care	8	Categories of Maltreatment	24
Child Characteristics	8	Single and Multiple Categories of Maltreatment	24
Child Age	8	Physical Abuse	27
Child Functioning Issues	9	Sexual Abuse	27
Household Characteristics	9	Neglect	29
Caregiver Descriptions	9	Emotional Maltreatment	31
Number of Caregiver Functioning Concerns	10	Exposure to Domestic Violence	33
Household Risk Factors	10	Physical Harm	34
Pathways to Decision Making	14	Emotional Harm	34
Future Directions	14	<b>Ch. 4) Child Characteristics</b>	<b>35</b>
<b>Ch. 1) Introduction</b>	<b>15</b>	Child Age in Primary Substantiated Maltreatment Investigations	35
Background to First Nations Child Welfare	15	Child Functioning	35
Overrepresentation of Aboriginal Children in the CIS-1998	16	Number of Child Functioning Concerns	39
Focus and Organization of Report	16	<b>Ch. 5) Caregiver Characteristics</b>	<b>39</b>
<b>Ch. 2) The Canadian Incidence Study of Reported Child Abuse and Neglect</b>	<b>17</b>	Parents and Caregivers in the Home	40
Overview of the CIS-2003	17	Caregiver Functioning Risk Factors	41
Objectives and Scope of the CIS-2003	17	Number of Caregiver Functioning Concerns	42
Child Welfare Services in Canada	18	<b>Ch. 6) Household Characteristics</b>	<b>42</b>
Definitional Framework for the CIS-2003	18	Housing Type	43
Sampling	19	Housing Conditions	45
		Source of Income	45
		Number of Household Moves	47

<b>Ch. 7) Case Characteristics</b>	<b>47</b>
Previous Case Openings	48
Duration of Maltreatment	48
Case to Remain Open for Ongoing Services	49
Child Welfare Court Involvement	49
Police Involvement and Criminal Charges	50
Out-of-Home Placement	51
Source of Referral	52
<b>Ch. 8) Pathways to Decision Making</b>	<b>53</b>
Sample	53
Bivariate Data Analyses	54
Multivariate Data Analyses	62
Independent Variables	62
Predicting the Substantiation Decision	63
Predicting Placement in Child Welfare Care	64
Summary Discussion	65
<b>Ch. 9) Conclusions and Future Directions</b>	<b>69</b>
Summary of Major Findings	69
Incidence of Child Maltreatment	70
Characteristics of Maltreatment	70
Outcomes of Investigations	70
Child Characteristics	71
Household Characteristics	71
Referral Characteristics	71
Pathways to Decision Making	72
Further Research	72
<b>Appendices</b>	<b>73</b>
Appendix 1: Canadian Incidence Study of Reported Child Abuse and Neglect 2003: Definitional Framework	73
Appendix 2: Canadian Incidence Study of Reported Child Abuse and Neglect 2003: Sampling Stages	74
Appendix 3: Model Iterations for Substantiation	75
Appendix 4: Model Iterations for Placement	78
Appendix 5: Errata Issued February 2011	81

## List of Figures

- Figure 1: First Nations and Non-Aboriginal Child Maltreatment Investigations by Level of Substantiation in Canada, Excluding Quebec, in 2003
- Figure 2: Primary Categories of Substantiated First Nations and Non-Aboriginal Child Maltreatment Investigations in Canada, Excluding Quebec, in 2003
- Figure 3: Physical Harm in Primary Substantiated First Nations and Non-Aboriginal Child Maltreatment Investigations in Canada, Excluding Quebec, in 2003
- Figure 4: Emotional Harm in Primary Substantiated First Nations and Non-Aboriginal Child Maltreatment Investigations in Canada, Excluding Quebec, in 2003
- Figure 5: Number of Previous Family Case Openings in Primary Substantiated First Nations and Non-Aboriginal Child Maltreatment Investigations in Canada, Excluding Quebec, in 2003
- Figure 6: Case to Stay Open for On-going Services in Primary Substantiated First Nations and Non-Aboriginal Child Maltreatment Investigations in Canada, Excluding Quebec, in 2003
- Figure 7: Placement Decisions in Primary Substantiated First Nations and Non-Aboriginal Child Maltreatment Investigations in Canada, Excluding Quebec, in 2003
- Figure 8: Child Age in Primary Substantiated First Nations and Non-Aboriginal Child Maltreatment Investigations in Canada, Excluding Quebec, in 2003
- Figure 9: Number of Child Functioning Concerns in Primary Substantiated First Nations and Non-Aboriginal Child Maltreatment Investigations in Canada, Excluding Quebec, in 2003
- Figure 10: Household Structure in Primary Substantiated First Nations and Non-Aboriginal Child Maltreatment Investigations in Canada, Excluding Quebec, in 2003
- Figure 11: Number of Caregiver Functioning Concerns in Primary Substantiated First Nations and Non-Aboriginal Child Maltreatment Investigations in Canada, Excluding Quebec, in 2003
- Figure 12: Housing Structure Factors in Primary Substantiated First Nations and Non-Aboriginal Child Maltreatment Investigations in Canada, Excluding Quebec, in 2003
- Figure 13: Unsafe Housing Conditions in Primary Substantiated First Nations and Non-Aboriginal Child Maltreatment Investigations in Canada, Excluding Quebec, in 2003

Figure 14: Crowded Housing Conditions in Primary Substantiated First Nations and Non-Aboriginal Child Maltreatment Investigations in Canada, Excluding Quebec, in 2003

Figure 15: Other Household Risk Factors in Primary Substantiated First Nations and Non-Aboriginal Child Maltreatment Investigations in Canada, Excluding Quebec, in 2003

### List of Tables

Table 3-1 First Nations and Non-Aboriginal Child Maltreatment Investigations by Level of Substantiation in Canada, Excluding Quebec, in 2003

Table 3-2 Primary Categories of Substantiated First Nations and Non-Aboriginal Child Maltreatment Investigations in Canada, Excluding Quebec, in 2003

Table 3-3 Single and Multiple Categories of Primary Substantiated First Nations and Non-Aboriginal Child Maltreatment Investigations in Canada, Excluding Quebec, in 2003

Table 3-4 Primary Forms of Substantiated Physical Abuse in First Nations and Non-Aboriginal Child Maltreatment Investigations in Canada, Excluding Quebec, in 2003

Table 3-5 Primary Forms of Substantiated Sexual Abuse in First Nations and Non-Aboriginal Child Maltreatment Investigations in Canada, Excluding Quebec, in 2003

Table 3-6 Primary Forms of Substantiated Neglect in First Nations and Non-Aboriginal Child Maltreatment Investigations in Canada, Excluding Quebec, in 2003

Table 3-7 Primary Forms of Substantiated Emotional Maltreatment in First Nations and Non-Aboriginal Child Maltreatment Investigations in Canada, Excluding Quebec, in 2003

Table 3-8 Primary Substantiated Exposure to Domestic Violence in First Nations and Non-Aboriginal Child Maltreatment Investigations in Canada, Excluding Quebec, in 2003

Table 3-9 Physical Harm in Primary Substantiated First Nations and Non-Aboriginal Child Maltreatment Investigations in Canada, Excluding Quebec, in 2003

Table 3-10 Emotional Harm in Primary Substantiated First Nations and Non-Aboriginal Child Maltreatment Investigations in Canada, Excluding Quebec, in 2003

Table 4-1 Child Age in Primary Substantiated First Nations and Non-Aboriginal Child Maltreatment

Investigations in Canada, Excluding Quebec, in 2003

Table 4-2 Child Risk Factors in Primary Substantiated First Nations and Non-Aboriginal Child Maltreatment Investigations in Canada, Excluding Quebec, in 2003

Table 4-3 Number of Child Functioning Concerns in Primary Substantiated First Nations and Non-Aboriginal Child Maltreatment Investigations in Canada, Excluding Quebec, in 2003

Table 5-1 Household Structure in Primary Substantiated First Nations and Non-Aboriginal Child Maltreatment Investigations in Canada, Excluding Quebec, in 2003

Table 5-2(a) Female Caregiver Risk Factors in Primary Substantiated First Nations and Non-Aboriginal Child Maltreatment Investigations in Canada, Excluding Quebec, in 2003

Table 5-2(b) Male Caregiver Risk Factors in Primary Substantiated First Nations and Non-Aboriginal Child Maltreatment Investigations in Canada, Excluding Quebec, in 2003

Table 5-3 Number of Caregiver Functioning Concerns in Primary Substantiated First Nations and Non-Aboriginal Child Maltreatment Investigations in Canada, Excluding Quebec, in 2003

Table 6-1 Housing Type in Primary Substantiated First Nations and Non-Aboriginal Child Maltreatment Investigations in Canada, Excluding Quebec, in 2003

Table 6-2 Unsafe Housing Conditions in Primary Substantiated First Nations and Non-Aboriginal Child Maltreatment Investigations in Canada, Excluding Quebec, in 2003

Table 6-3 Crowded Housing Conditions in Primary Substantiated First Nations and Non-Aboriginal Child Maltreatment Investigations in Canada, Excluding Quebec, in 2003

Table 6-4 Household Source of Income in Primary Substantiated First Nations and Non-Aboriginal Child Maltreatment Investigations in Canada, Excluding Quebec, in 2003

Table 6-5 Number of Household Moves (Past 12 Months) in Primary Substantiated First Nations and Non-Aboriginal Child Maltreatment Investigations in Canada, Excluding Quebec, in 2003

Table 7-1 Number of Previous Family Openings in Primary Substantiated First Nations and Non-Aboriginal Child Maltreatment Investigations in Canada, Excluding Quebec, in 2003

Table 7-2 Duration of Maltreatment in Primary Substantiated First Nations and Non-Aboriginal

Child Maltreatment Investigations in Canada,  
Excluding Quebec, in 2003

Table 7-3 Case to Stay Open for Ongoing Services  
in Primary Substantiated First Nations and Non-  
Aboriginal Child Maltreatment Investigations in  
Canada, Excluding Quebec, in 2003

Table 7-4 Application to Child Welfare Court in  
Primary Substantiated First Nations and Non-  
Aboriginal Child Maltreatment Investigations in  
Canada, Excluding Quebec, in 2003

Table 7-5 Police Involvement in Primary  
Substantiated First Nations and Non-Aboriginal  
Child Maltreatment Investigations in Canada,  
Excluding Quebec, in 2003

Table 7-6 Placement Decisions in Primary  
Substantiated First Nations and Non-Aboriginal  
Child Maltreatment Investigations in Canada,  
Excluding Quebec, in 2003

Table 7-7 Referral Sources in Primary Substantiated  
First Nations and Non-Aboriginal Child  
Maltreatment Investigations in Canada, Excluding  
Quebec, in 2003

Table 8-1 Case Characteristics by Level of  
Substantiation in First Nations and Non-Aboriginal  
Child Maltreatment Investigations in Canada,  
Excluding Quebec, in 2003

Table 8-2 Case Characteristics by Level of Placement  
in First Nations and Non-Aboriginal Child  
Maltreatment Investigations in Canada, Excluding  
Quebec, in 2003

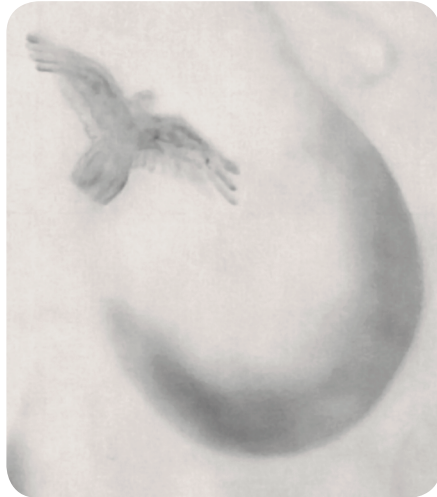
Table 8-3 Logistic Regression Predicting  
Substantiation of Child Maltreatment (n=6866)

Table 8-4 Logistic Regression Predicting Placement  
in Child Welfare Care (n=6871)



# Mesnmimk Wasatek

## CATCHING A DROP OF LIGHT



## EXECUTIVE SUMMARY

The 2003 Canadian Incidence Study of Reported Child Abuse and Neglect<sup>1</sup> is the second cycle of a national child welfare study designed to measure the incidence of different forms of child maltreatment in Canada. This study examined more than 11,500 cases of reported child abuse and neglect investigated during 2003 in a representative sample of child welfare service agencies across Canada.

The overrepresentation of First Nations children reported to child welfare in Canada is well documented,<sup>2</sup> however the precise reason why it exists is not as clear. This report, prepared under contract to the First Nations Child and Family Caring Society of Canada, compares children of First Nations heritage with non-Aboriginal children included in the CIS-2003 in an effort to better understand some of the factors contributing to the over-representation of First Nations children in the child welfare system in Canada, and specifically in out-of-home care.

The CIS-2003 sample included a total of 11,562 child maltreatment investigations conducted between October 1<sup>st</sup>, 2003 and December 31<sup>st</sup>, 2003 in a random sample of child welfare service areas in Canada excluding Quebec. Data on Aboriginal identity were not collected for cases investigated in Quebec for the CIS-2003 (N = 2638). Information on a child's Aboriginal status was missing on a low percentage of cases (N = 6), and these cases were dropped from the

- 1 Trocmé, N., Fallon, B., MacLaurin, B., et al., (2005) The Canadian incidence study of reported child abuse and neglect – 2003: Major Findings, Minister of Public Works and Government Services Canada, 2005
- 2 See Armitage, A. (1993). Family and child welfare in first nation communities. In Wharf, B., (Ed.). *Rethinking child welfare in Canada*. Toronto: McClelland & Stewart, 131–170.  
Farris-Manning, C., & Zanstra, M., (2003) Children in Care in Canada: A Summary of Current Issues and Trends with Recommendations for Future Research, Position Paper, Ottawa: Child Welfare League of Canada  
McKenzie, B., (2002), Block Funding Child Maintenance in First Nations Child and Family Services: A Policy Review, Winnipeg, MN: Kahnawake Shakotilá'takenas Community Services  
McKenzie, B., Seidl, E., et al. (1995). Child welfare standards in First Nations. In Hudson, J., & Galaway, B. (Eds.). *Child welfare in Canada: Research and policy implications*. Toronto: Thomson Educational Press, 54–65.

analysis. The focus of this report was on First Nations children as defined by First Nations Status or First Nations Non-Status. Child investigations noting other forms of Aboriginal heritage were removed from the data set, including Métis (N = 230), Inuit (N = 170) and other Indigenous cultures (N = 76). Thus, from the original sample of 11,562 child investigations excluding Quebec, 482 cases were excluded, leaving an effective sample of 11,080 child investigations that were used for the analyses in this report.

The following considerations should be noted in interpreting CIS-2003 statistics:

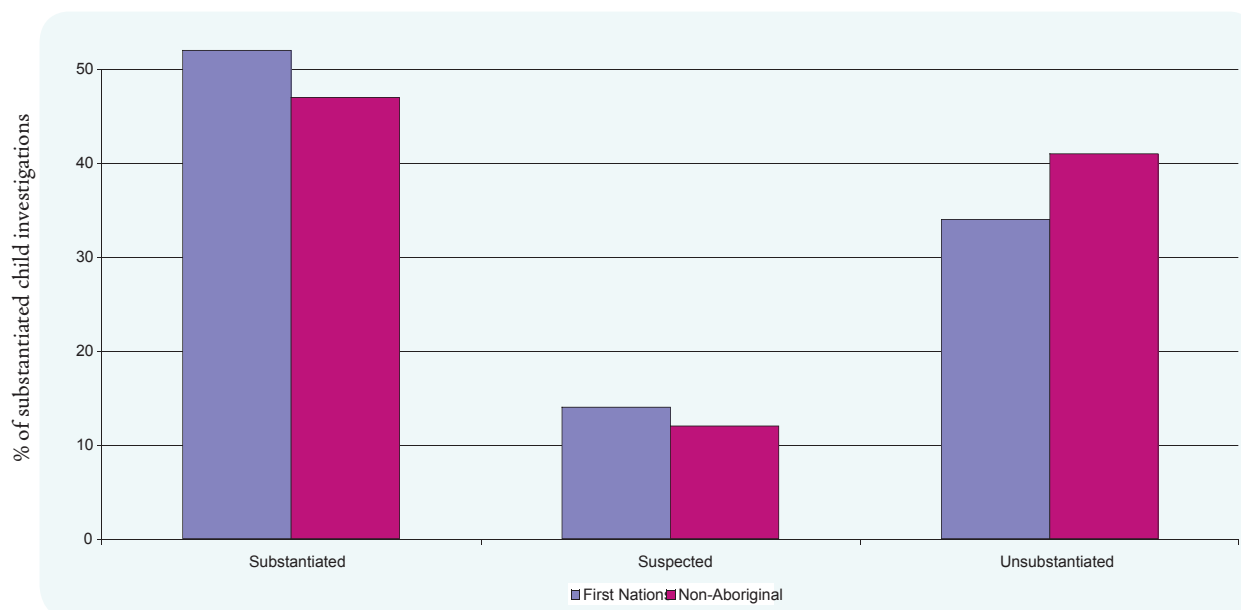
- the study is limited to reports investigated by child welfare services and do not include reports that were screened out, cases that were only investigated by the police and cases that were never reported;
- the study is based on the assessments provided by the investigating child welfare workers and were not independently verified;
- all estimates are weighted annual estimates for 2003 presented either as a count of child maltreatment investigations (e.g. 12,300 child

maltreatment investigations) or as the annual incidence rate (e.g. 3.1 per 1,000 children).

### Investigated and Substantiated Maltreatment

An estimated 23,366 First Nations child investigations (110.56 child investigations per 1,000 children) and 187,763 non-Aboriginal child investigations (42.23 child investigations per 1,000 children) were conducted in Canada, excluding Quebec, in 2003. A higher proportion of investigations involving First Nations children were substantiated<sup>3</sup> or remained suspected following the initial investigation period. Fifty-two percent of First Nations child investigations (57.30 child investigations per 1,000 children) were substantiated by the investigating worker compared to 47% of non-Aboriginal child investigations (19.84 child investigations per 1,000 children). In a further 14% of investigations (an estimated 3,286 First Nations child investigations) there was insufficient evidence to substantiate the maltreatment investigation, however, maltreatment remained suspected by the investigating worker. Twelve percent of non-Aboriginal child investigations (an estimated 23,455 investigations)

Figure 1: First Nations and Non-Aboriginal Child Maltreatment Investigations by Level of Substantiation in Canada, Excluding Quebec, in 2003



3 At least one form of maltreatment was substantiated

remained suspected by the investigating worker. Approximately 34% of First Nations child investigations (an estimated 7,969 child investigations) compared to 41% of non-Aboriginal child investigations (an estimated 76,093), were unsubstantiated (Figure 1 and Table 1).

### Categories of Maltreatment

Figure 2 and Table 2 present the primary categories of substantiated maltreatment in First Nations and non-Aboriginal child maltreatment investigations in Canada, excluding Quebec, in 2003.

Table 1: First Nations and Non-Aboriginal Child Maltreatment Investigations by Level of Substantiation in Canada, Excluding Quebec, in 2003

Level of substantiation	First Nations Child Investigations			Non-Aboriginal Child Investigations			Total
	%	Incidence per 1000 children	Number of Child Investigations	%	Incidence per 1000 children	Number of Child Investigations	
Substantiated	52	57.30	12,111	47	19.84	88,215	100,326
Suspected	14	15.55	3,286	12	5.28	23,455	26,741
Unsubstantiated	34	37.71	7,969	41	17.12	76,093	84,062
Total Child Investigations	100	110.56	23,366	100	42.23	187,763	211,129

Canadian Incidence Study of Reported Child Abuse and Neglect, 2003

Analyses are based upon a sample of 11, 080 child maltreatment investigations

\* $\chi^2$ ,  $p < 0.05$     \*\* $\chi^2$ ,  $p < 0.01$     \*\*\* $\chi^2$ ,  $p < 0.001$

Figure 2: Primary Categories of Substantiated First Nations and Non-Aboriginal Child Maltreatment Investigations in Canada, Excluding Quebec, in 2003

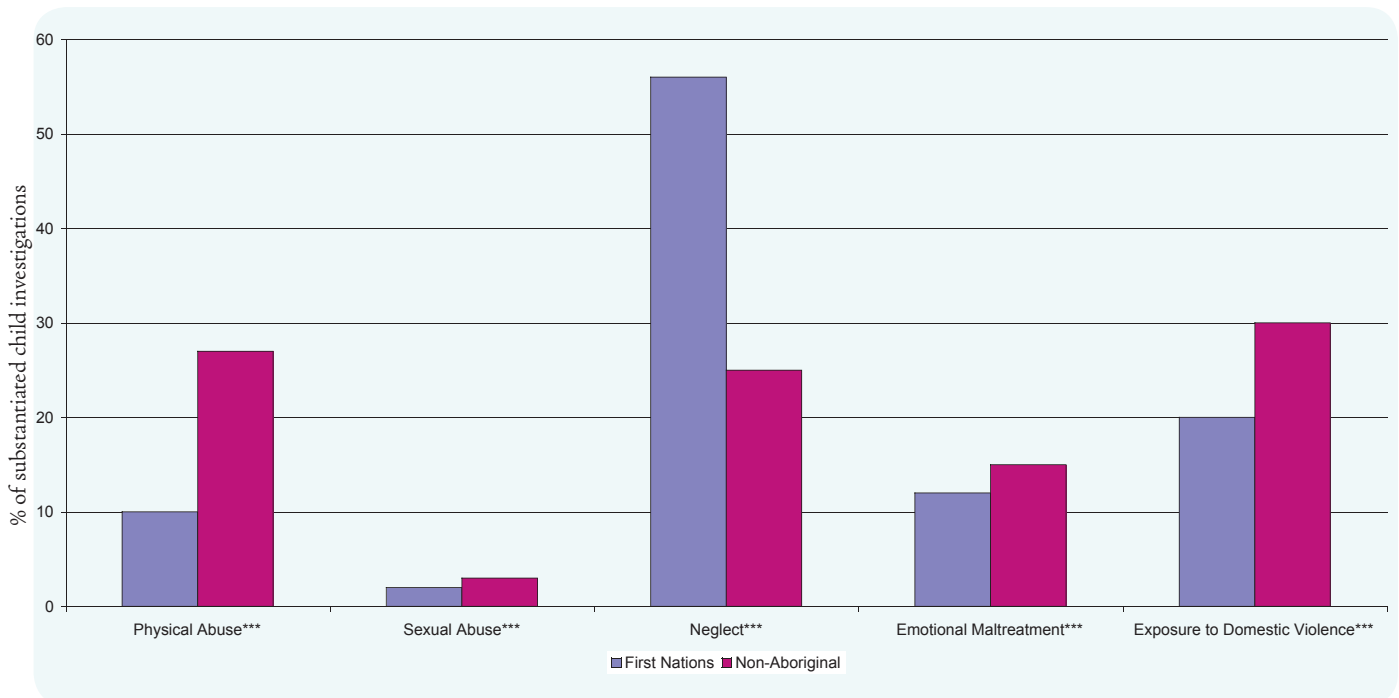


Table 2: Primary Categories of Substantiated First Nations and Non-Aboriginal Child Maltreatment Investigations in Canada, Excluding Quebec, in 2003

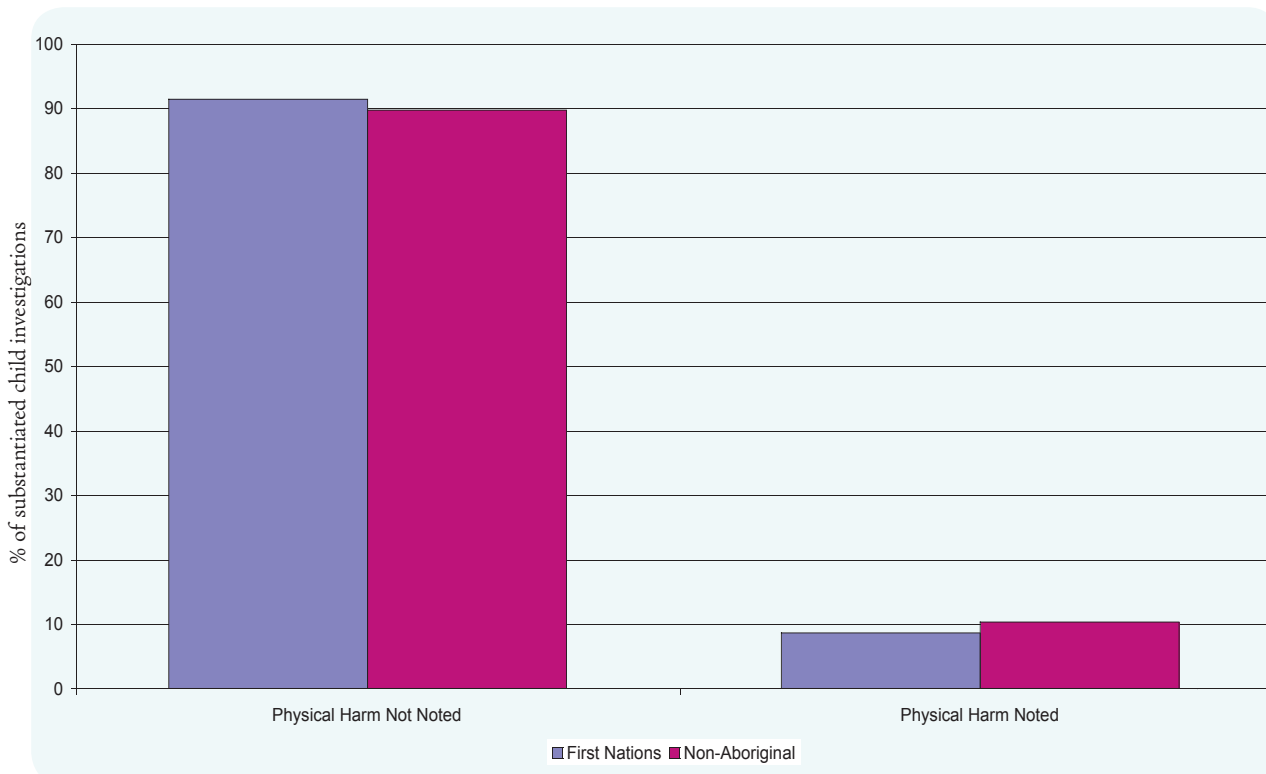
Categories of Maltreatment	First Nations Child Investigations			Non-Aboriginal Child Investigations			Total
	%	Incidence per 1000 children	Number of Child Investigations	%	Incidence per 1000 children	Number of Child Investigations	
Physical Abuse***	10	5.97	1,261	27	5.33	23,687	24,948
Sexual Abuse***	2	1.00	211	3	0.60	2,681	2,892
Neglect***	56	32.33	6,833	25	4.98	22,121	28,954
Emotional Maltreatment***	12	6.77	1,431	15	3.07	13,632	15,063
Exposure to Domestic Violence***	20	11.24	2,375	30	5.87	26,095	28,470
Total Child Investigations	100	57.30	12,111	100	19.84	88,216	100,327

Canadian Incidence Study of Reported Child Abuse and Neglect, 2003

Analyses are based upon a sample of 5,372 substantiated child maltreatment investigations

\* $\chi^2$ ,  $p < 0.05$     \*\* $\chi^2$ ,  $p < 0.01$     \*\*\* $\chi^2$ ,  $p < 0.001$

Figure 3: Physical Harm in Primary Substantiated First Nations and Non-Aboriginal Child Maltreatment Investigations in Canada, Excluding Quebec, in 2003





In First Nations child maltreatment investigations:

- ✦ Neglect was the most common form of substantiated maltreatment in First Nations child investigations. Over half (56%) of all substantiated First Nations child investigations involved neglect as the primary category of maltreatment, an estimated 6,833 neglect investigations (32.33 child investigations per 1,000 children).
- ✦ Exposure to domestic violence was the second most frequently substantiated category of maltreatment (an estimated 2,375 substantiated investigations or 11.24 child investigations per 1,000 children).
- ✦ Substantiated emotional maltreatment was noted as the primary category of substantiated maltreatment in 12% of First Nations child investigations representing an estimated 1,431 investigations (6.77 child investigations per 1,000 children).
- ✦ Physical abuse was identified as the primary category of substantiated maltreatment in an estimated 1,261 First Nations child investigations, an incidence rate of 5.97 child investigations per 1,000 children.
- ✦ Sexual abuse cases represented only two percent of all substantiated First Nations child investigations (an estimated 211 substantiated investigations or 1.00 child investigations per 1,000 children).

In non-Aboriginal child maltreatment investigations:

- ✦ The most common form of substantiated maltreatment for non-Aboriginal child investigations was exposure to domestic violence, accounting for an estimated 26,095 cases or 5.87 child investigations per 1,000 children.
- ✦ Physical abuse was the primary category of substantiated maltreatment in an estimated 23,687 non-Aboriginal child maltreatment investigations (5.33 child investigations per 1,000 children).

- ✦ Neglect was substantiated in an estimated 22,121 non-Aboriginal child maltreatment investigations, an incidence rate of 4.98 child investigations per 1,000 children.
- ✦ Emotional maltreatment was the fourth most common form of substantiated maltreatment for non-Aboriginal child investigations with 13,632 investigations (3.07 child investigations per 1,000 children).
- ✦ Sexual abuse was the primary category of maltreatment in three percent of all non-Aboriginal child investigations, with an estimated 2,681 cases or .60 child investigations per 1,000 children.

### Physical and Emotional Harm

Physical harm was identified in nine percent of primary substantiated maltreatment investigations for First Nations children, an estimated 1,036 cases. In non-Aboriginal child maltreatment investigations, physical harm was identified in 10% of primary substantiated maltreatment investigations (an estimated 9,066 cases) (Figure 3).

Information on emotional harm was collected using a series of questions asking child welfare workers to describe emotional harm that had occurred after the maltreatment incidents. Workers were asked to include changes in the child's development (regression, withdrawal), self-regulation (sleep patterns, elimination), or emotions (child crying, clinging, or anxious) that they had observed or that had been described to them. In First Nations child maltreatment investigations, emotional harm was identified in 23% of primary substantiated maltreatment investigations or an estimated 2,839 cases. In non-Aboriginal child maltreatment investigations, emotional harm was identified in 20% of primary substantiated maltreatment investigations (an estimated 17,573 cases) (Figure 4).

Figure 4: Emotional Harm in Primary Substantiated First Nations and Non-Aboriginal Child Maltreatment Investigations in Canada, Excluding Quebec, in 2003

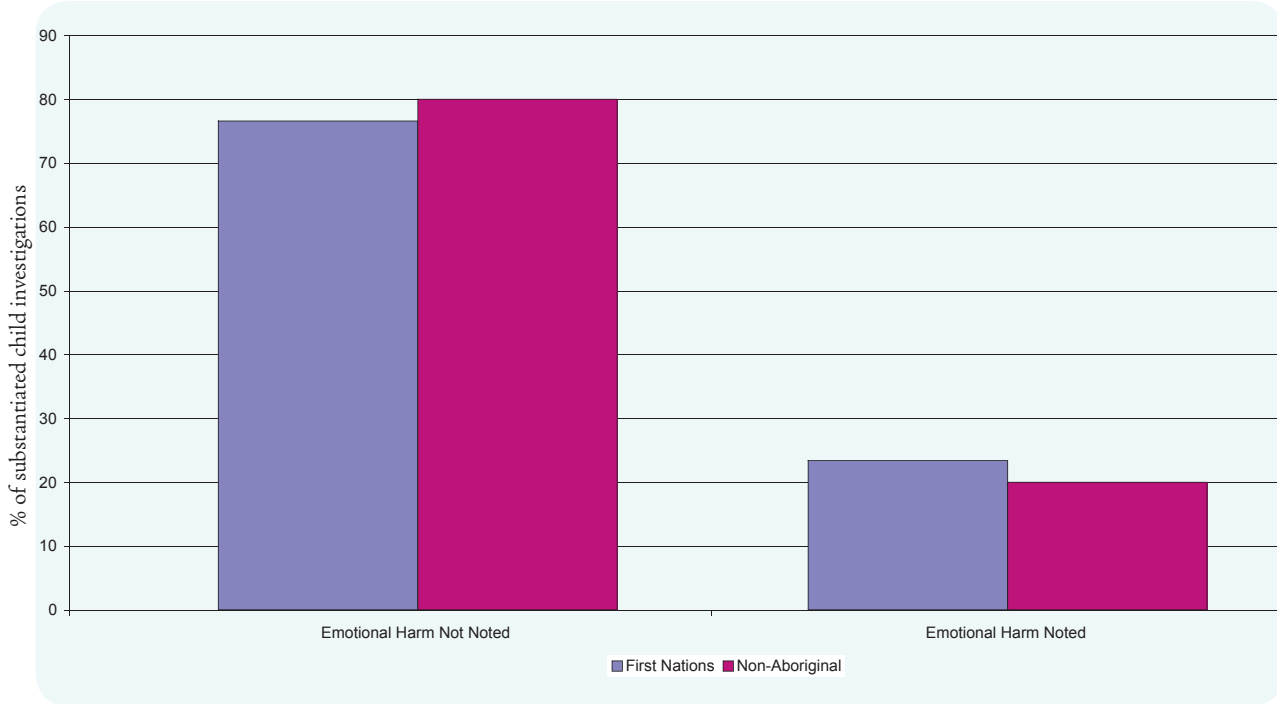


Figure 5: Number of Previous Family Case Openings in Primary Substantiated First Nations and Non-Aboriginal Child Maltreatment Investigations in Canada, Excluding Quebec, in 2003

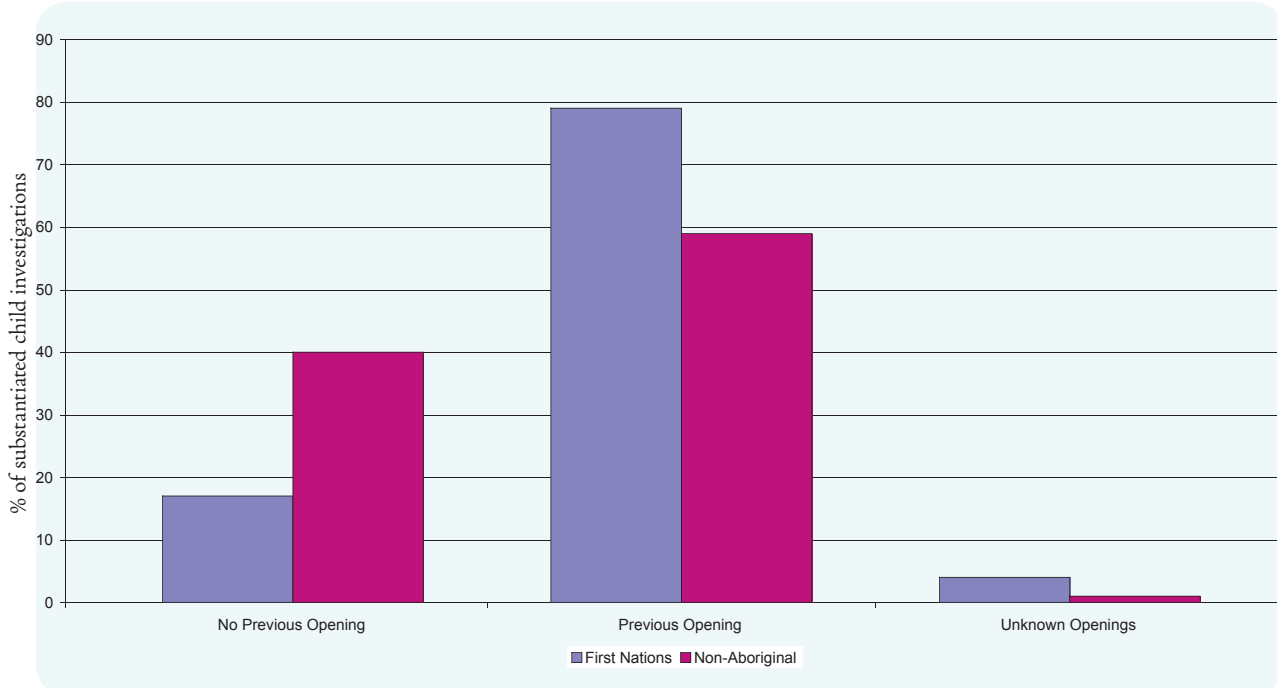


Figure 6: Case to Stay Open for On-going Services in Primary Substantiated First Nations and Non-Aboriginal Child Maltreatment Investigations in Canada, Excluding Quebec, in 2003

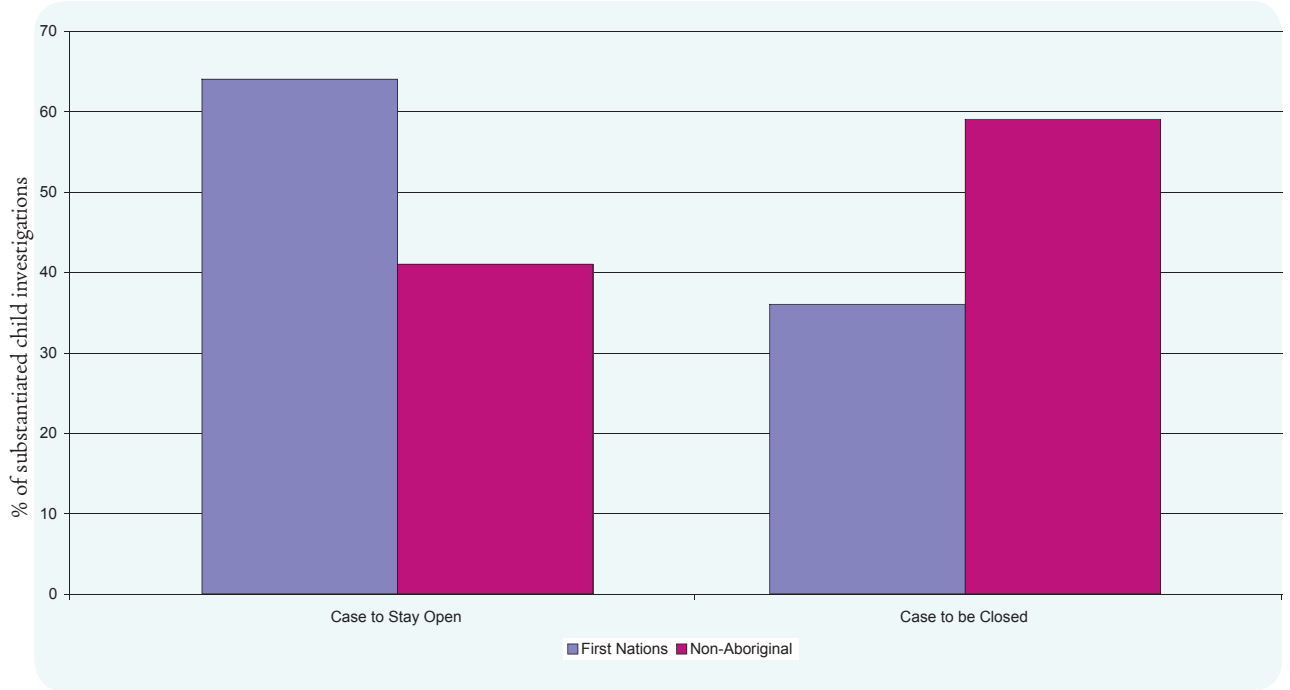
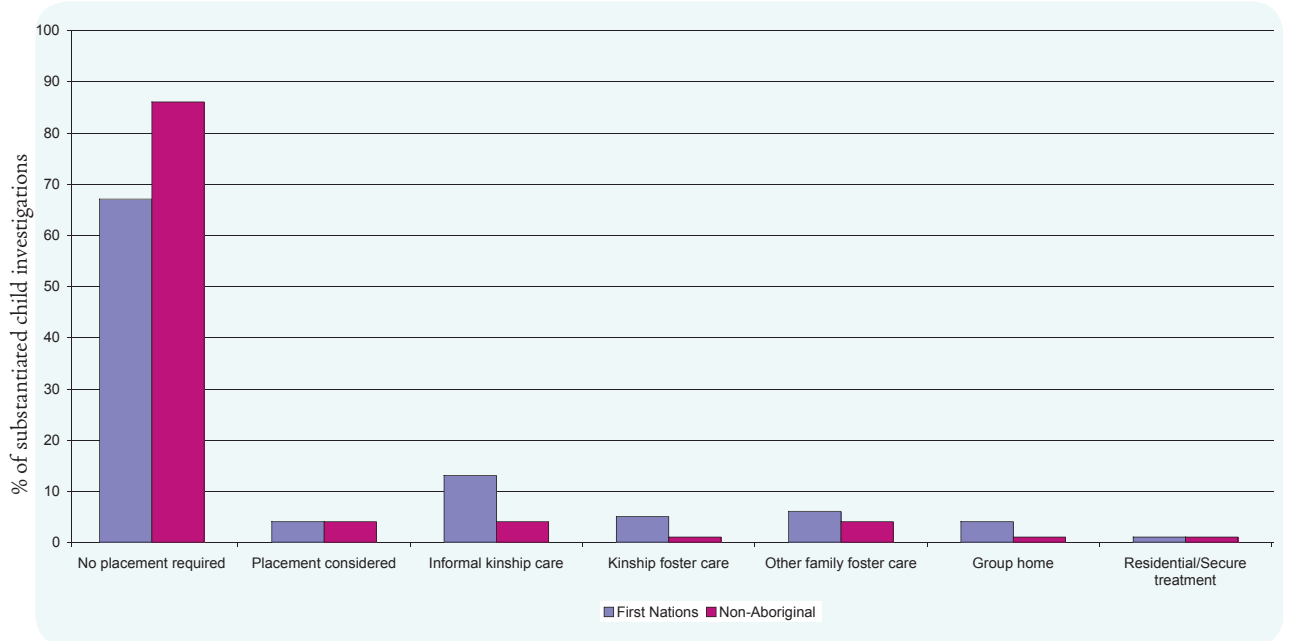


Figure 7: Placement Decisions in Primary Substantiated First Nations and Non-Aboriginal Child Maltreatment Investigations in Canada, Excluding Quebec, in 2003



## Case Characteristics and Service Dispositions

The CIS-2003 examined if the child investigation had previous child welfare contact to examine recurrence of reports and maltreatment. In addition the study examined several service dispositions including whether the ongoing child welfare services were provided and if there was placement in out-of-home care. CIS-2003 service disposition statistics should be interpreted with care however, because they track only case events that occurred during the initial child welfare investigation. Additional admissions to out-of-home care are likely to occur for cases kept open after the initial investigation.

### Previous Case Openings

First Nations investigations were more apt to have previous child welfare contact. Seventy-nine percent of substantiated First Nations child investigations (an estimated 9,543 children) had a previous case opening. Fifty-nine percent of substantiated non-Aboriginal child investigations (an estimated 51,904) had a previous case opening (Figure 5).

### Ongoing Child Welfare Services

Sixty-four percent of substantiated First Nations child investigations (an estimated 7,721 child investigations) resulted in ongoing child welfare services being delivered at the end of the investigation period. Thirty four percent were closed following the investigation.

Forty-one percent of substantiated non-Aboriginal child investigations (an estimated 43,929 investigations) were determined to require ongoing child welfare services following investigation while 59% of these substantiated child investigations were closed at the end of the investigation period (Figure 6).

### Admissions to Out-of-Home Care

Admissions to out-of-home care at any time during the investigation were tracked. Sixteen percent of all substantiated First Nations child investigations (an estimated 1,946) led to a child being placed in formal child welfare care (kinship foster care, other family foster care, group home

or residential/secure treatment) during the initial investigation. An additional 13% of substantiated First Nations child maltreatment investigations resulted in children placed in informal kinship care, while placement was considered for a further four percent of substantiated First Nations child maltreatment investigation. In total, 29% percent of First Nations children experienced a change of residence during or at the conclusion of the initial substantiated maltreatment investigation.

Seven percent of all substantiated non-Aboriginal child investigations (an estimated 5,562 investigations) resulted in a child being placed in formal child welfare care (kinship foster care, other family foster care, group home or residential/secure treatment) during the initial investigation. An additional four percent of substantiated non-Aboriginal child maltreatment investigations lead to a child being placed in informal kinship care, while placement was considered for a further four percent of substantiated non-Aboriginal child maltreatment investigations. In total, 11% percent of non-Aboriginal children experienced a change of residence during or at the conclusion of the initial substantiated maltreatment investigation (Figure 7).

## Child Characteristics

### Child Age

Figure 8 presents the age of children by the primary category of substantiated maltreatment. The age distribution of substantiated maltreatment did not differ greatly for First Nations and non-Aboriginal children. The largest percentage of substantiated maltreatment investigations involved children between the ages of eight and 11 for both First Nations and non-Aboriginal children (27%, an estimated 3,286 child investigations and 29%, an estimated 25,590 child investigations, respectively). A quarter of First Nations children (an estimated 2,984 child investigations) and non-Aboriginal children (an estimated 22,396 child investigations) between the ages of 12 and 15 were involved in substantiated maltreatment investigations. Four to seven year olds accounted for almost a quarter of both the First Nations and non-Aboriginal children in substantiated child investigations (22%, an estimated 2,703 child investigations and 25%, an



estimated 21,582 child investigations, respectively). One to three year olds were involved in 18% of First Nations investigations and 15% of non-Aboriginal child investigations) of substantiated child maltreatment investigations. Infants accounted for the smallest number of substantiated child maltreatment investigations; eight percent of First Nations child investigations and six percent of non-Aboriginal child investigations) (Figure 8).

### Child Functioning Issues

A number of child functioning issues were tracked by the CIS-2003 by having participating child welfare workers complete a simple checklist of child functioning issues noted during the investigation. In 82% of substantiated child maltreatment investigations involving a First Nations child, two or more child functioning concerns were noted. One child functioning concern was noted in 12% of all substantiated First Nations child maltreatment investigations. In six percent of substantiated child maltreatment investigations involving a First Nations child, no child functioning concerns were noted.

In 60% of substantiated non-Aboriginal child maltreatment investigations, two or more child functioning concerns were noted. One child functioning concern was noted in 21% of all

substantiated non-Aboriginal child maltreatment investigations. In 19% of substantiated non-Aboriginal child maltreatment investigations, no child functioning concerns were noted (Figure 9).

## Household Characteristics

### Caregiver Descriptions

Half (an estimated 6,029) of all substantiated First Nations child investigations involved children who lived with one parent (46% living with a lone mother and four percent with a lone father). Twenty-three percent of substantiated First Nations child investigations involved children who lived with their two biological parents, and 12% lived in a two-parent blended family in which one of the caregivers was a step-parent, a common-law partner, or an adoptive parent who was not the biological parent of at least one of the children in the family. Eight percent of substantiated First Nations child investigations involved a biological parent living with another adult who also acted as a caregiver to the child (i.e. grandparent, aunt/uncle).

Forty-three percent (an estimated 37,934) of all substantiated non-Aboriginal child investigations, involved children who lived with a lone parent (39% with a lone mother and four percent with a lone father). Thirty-three percent of substantiated non-Aboriginal child investigations involved

Figure 8: Child Age in Primary Substantiated First Nations and Non-Aboriginal Child Maltreatment Investigations in Canada, Excluding Quebec, in 2003

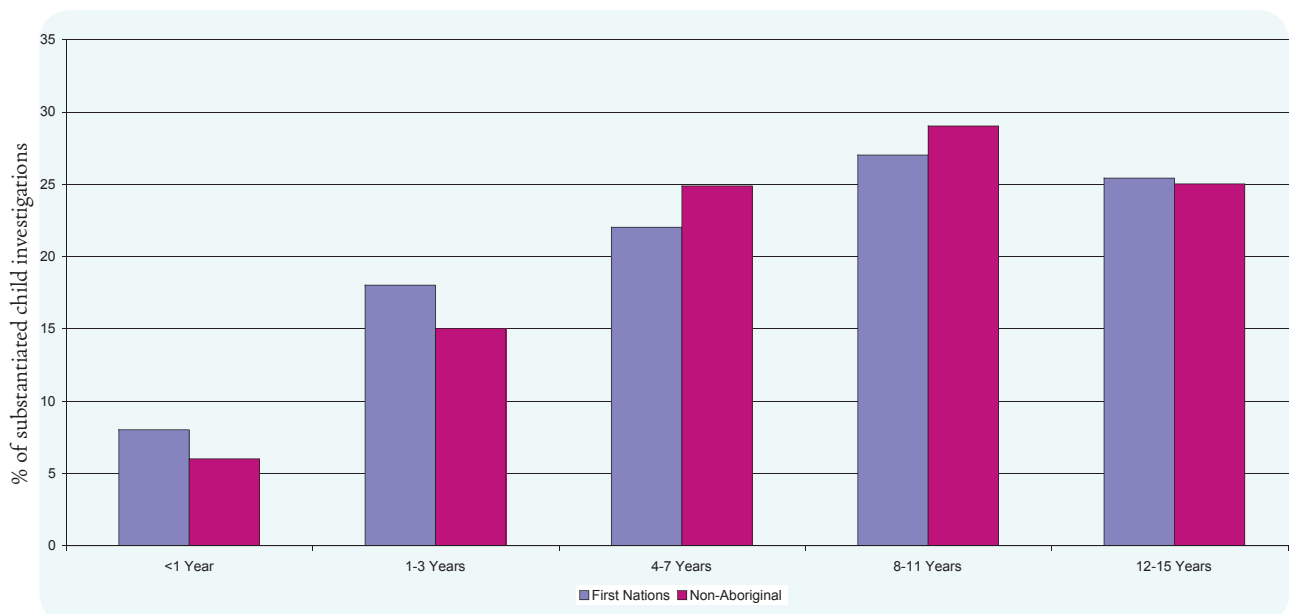
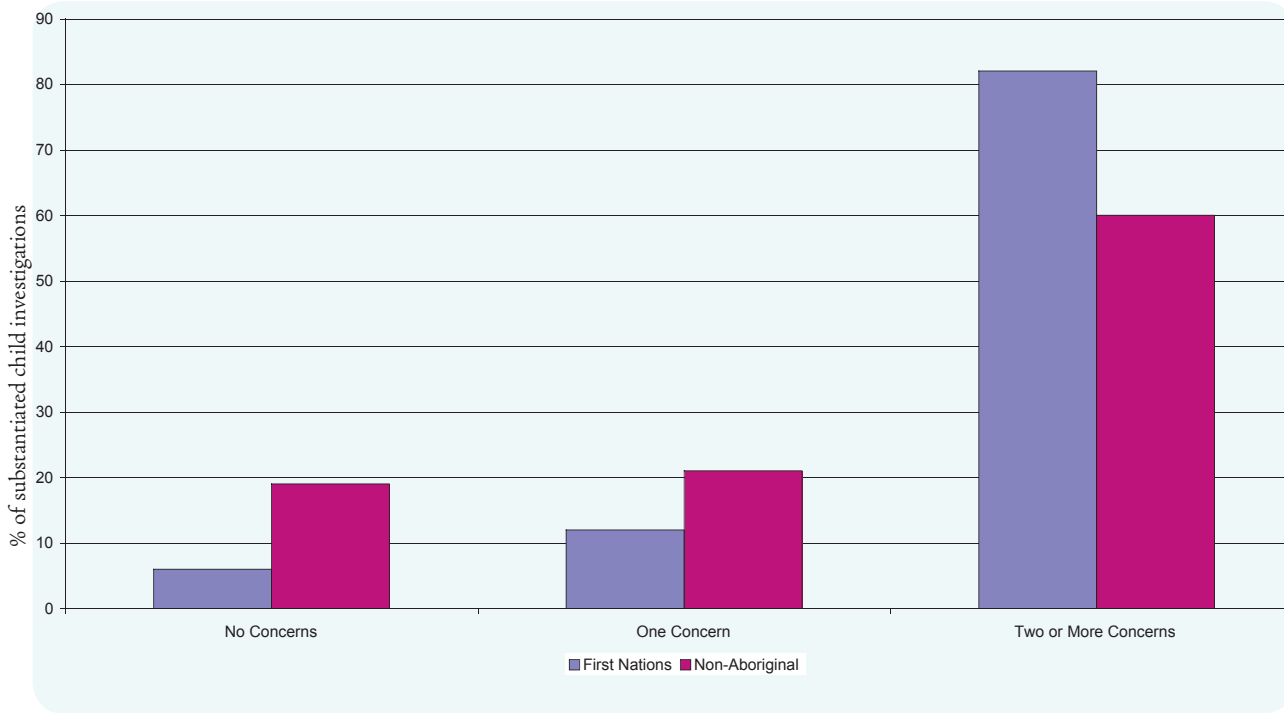


Figure 9: Number of Child Functioning Concerns in Primary Substantiated First Nations and Non-Aboriginal Child Maltreatment Investigations in Canada, Excluding Quebec, in 2003



children who lived with their two biological parents, and 16% lived in a two-parent blended family in which one of the caregivers was a step-parent, a common-law partner, or an adoptive parent who was not the biological parent of at least one of the children in the family. Three percent of substantiated non-Aboriginal child investigations involved a biological parent living with another adult who also acted as a caregiver to the child (i.e. grandparent, aunt/uncle) (Figure 10).

### Number of Caregiver Functioning Concerns

Two or more caregiver functioning concerns were noted in 42% of substantiated child maltreatment investigations involving a First Nations child and one caregiver functioning concern was noted in 17% of all substantiated First Nations child maltreatment investigations. In 41% of substantiated child maltreatment investigations involving a First Nations child no caregiver functioning concerns were noted.

In 33% of substantiated non-Aboriginal child maltreatment investigations two or more caregiver functioning concerns were noted. One caregiver

functioning concern was noted in 16% of all substantiated non-Aboriginal child maltreatment investigations. In 51% of substantiated non-Aboriginal child maltreatment investigations no caregiver functioning concerns were noted (Figure 11).

### Household Risk Factors

Household risk factors tracked by the CIS-2003 included housing issues and source of income.<sup>4</sup> Seventy-nine percent of all substantiated First Nations child investigations involved children living in rental accommodations (48% private rentals and 31% in public housing including band housing). Ten percent involved First Nations children living in purchased homes, five percent in other accommodations, and two percent in shelters or hotels. Fifty-three percent of all substantiated non-Aboriginal child investigations involved children living in rental accommodations (43% private rentals and 10% public housing), 36% involved non-Aboriginal children living in purchased homes,

<sup>4</sup> A direct measure of poverty could not be tracked because in approximately 40% of substantiated child maltreatment investigations, the child welfare worker was unable to estimate family income.

Figure 10: Household Structure in Primary Substantiated First Nations and Non-Aboriginal Child Maltreatment Investigations in Canada, Excluding Quebec, in 2003

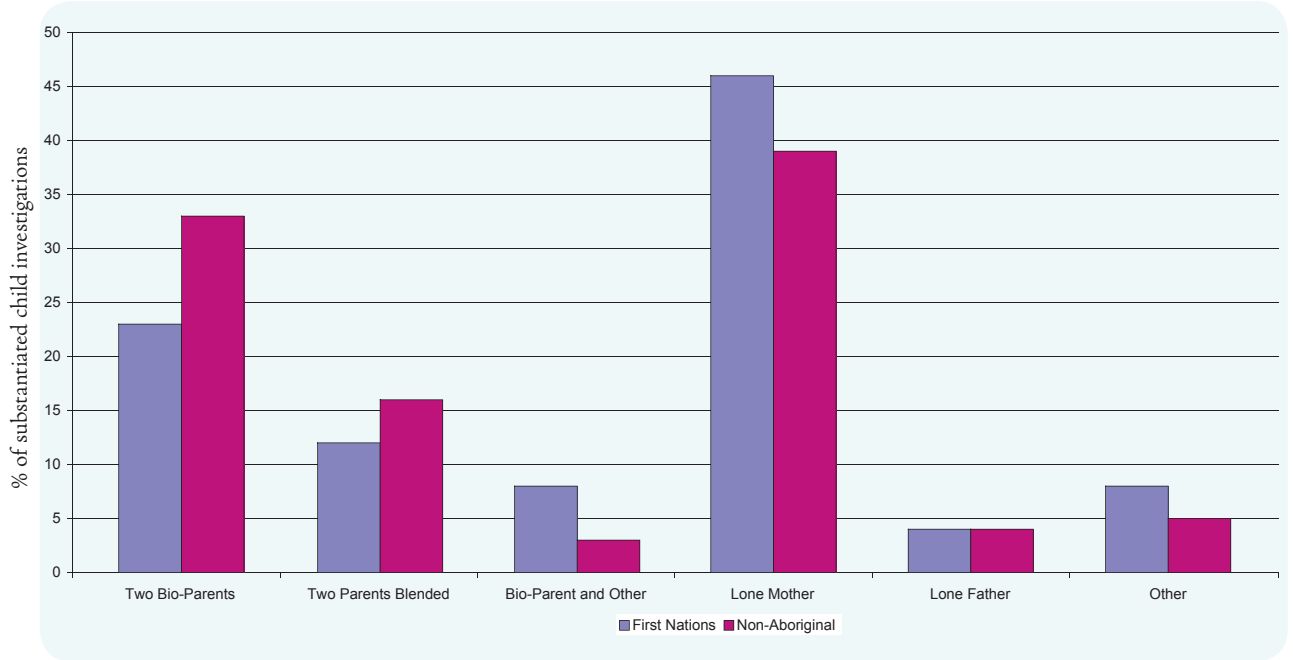


Figure 11: Number of Caregiver Functioning Concerns in Primary Substantiated First Nations and Non-Aboriginal Child Maltreatment Investigations in Canada, Excluding Quebec, in 2003

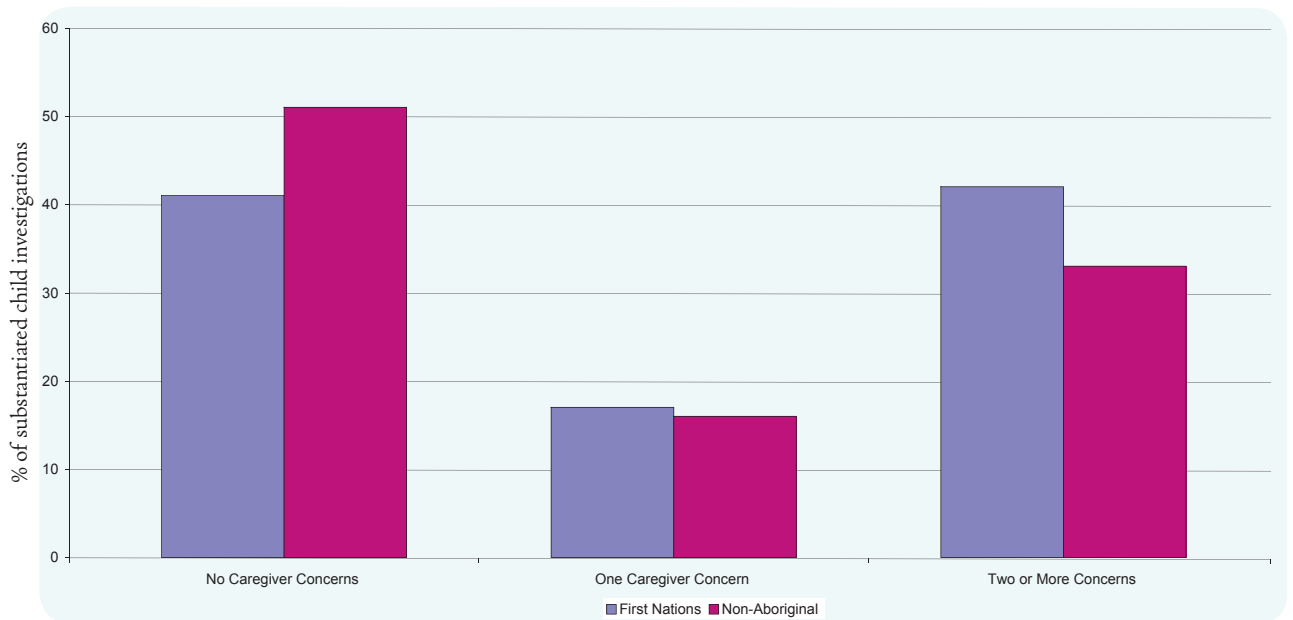


Figure 12: Housing Structure Factors in Primary Substantiated First Nations and Non-Aboriginal Child Maltreatment Investigations in Canada, Excluding Quebec, in 2003

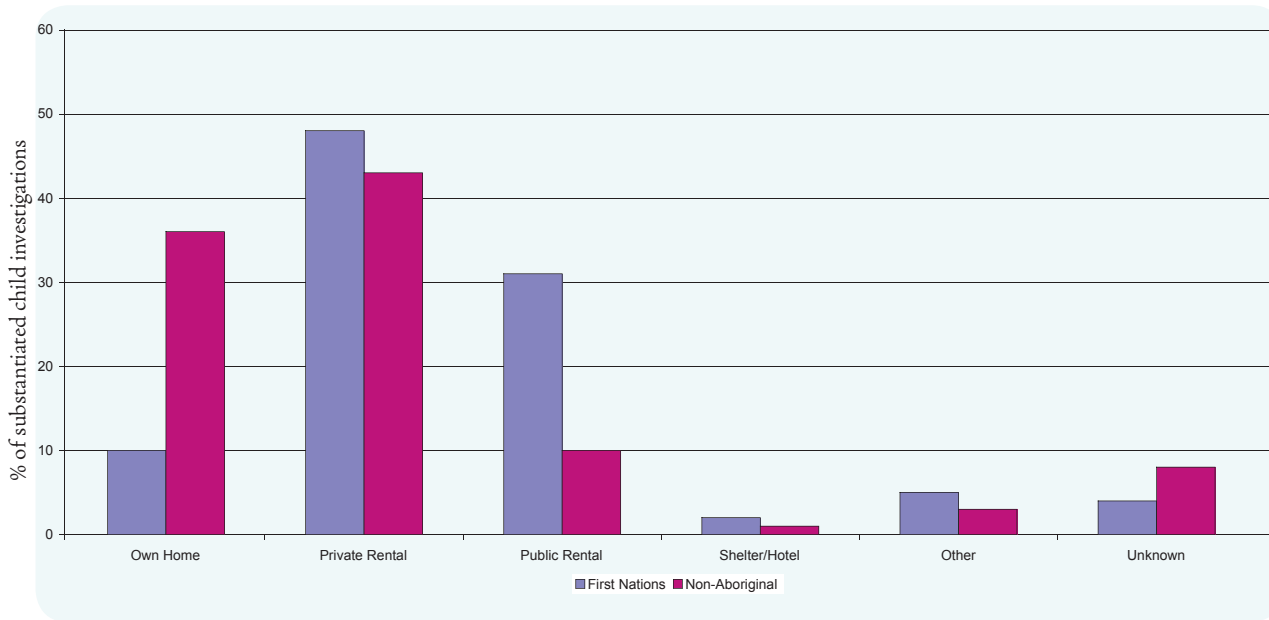


Figure 13: Unsafe Housing Conditions in Primary Substantiated First Nations and Non-Aboriginal Child Maltreatment Investigations in Canada, Excluding Quebec, in 2003

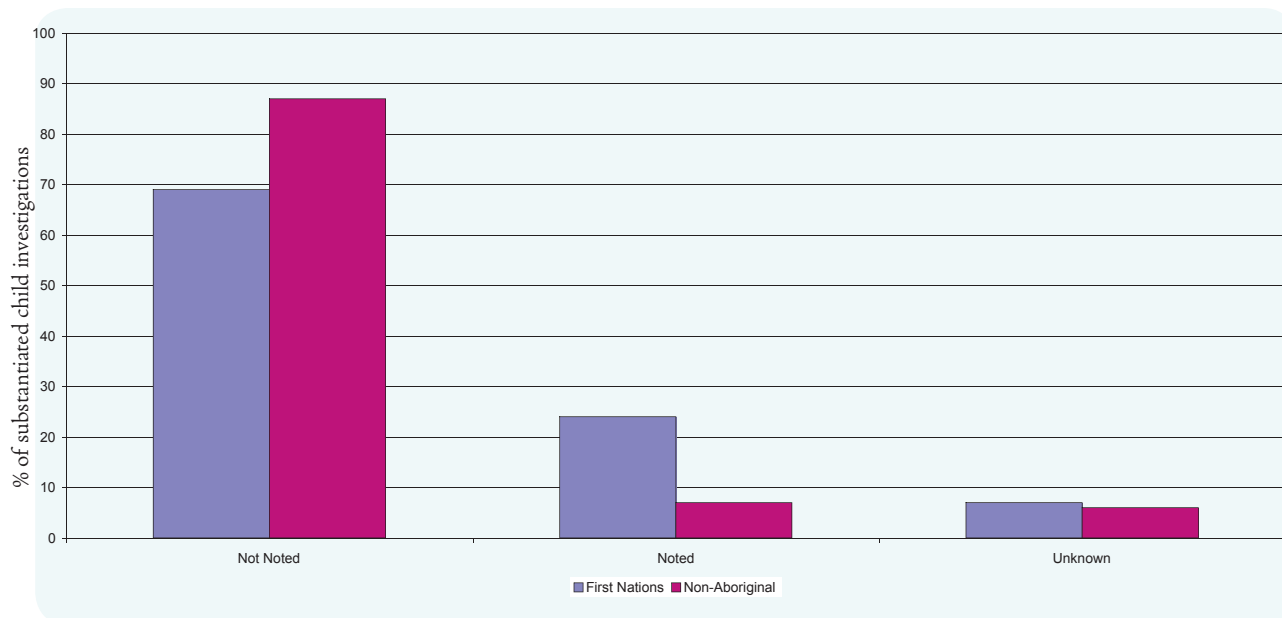




Figure 14: Crowded Housing Conditions in Primary Substantiated First Nations and Non-Aboriginal Child Maltreatment Investigations in Canada, Excluding Quebec, in 2003

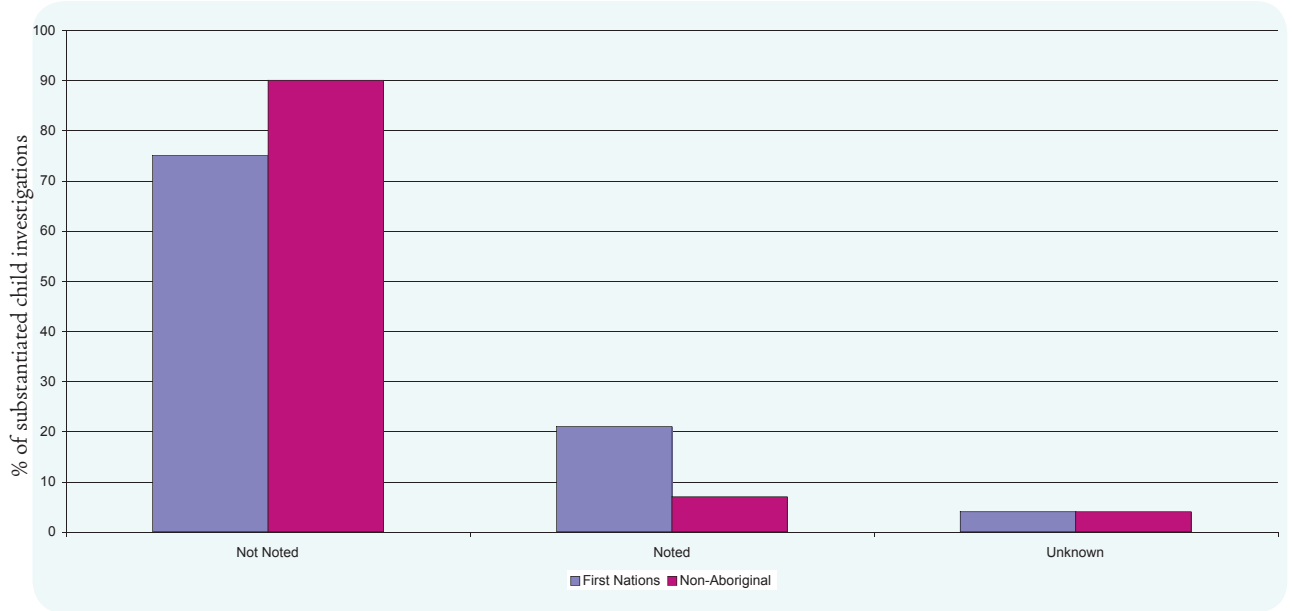
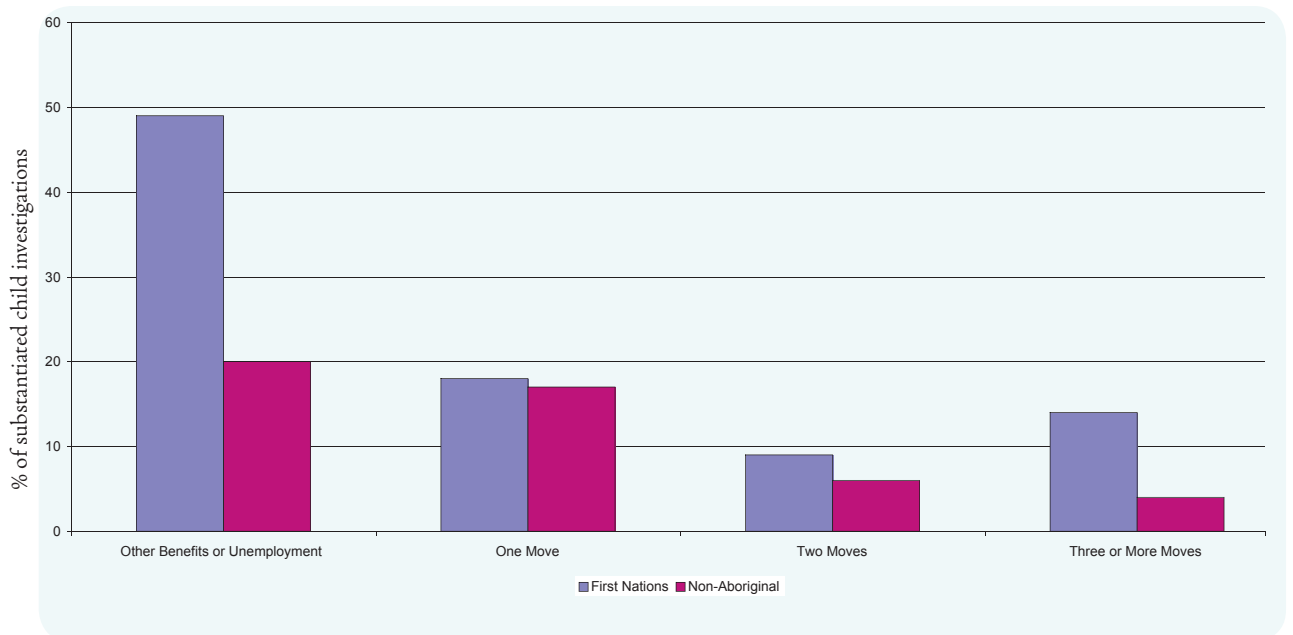


Figure 15: Other Household Risk Factors in Primary Substantiated First Nations and Non-Aboriginal Child Maltreatment Investigations in Canada, Excluding Quebec, in 2003



three percent in other accommodations, and one percent in shelters or hotels (Figure 12).

Housing conditions were described as unsafe in 24% (an estimated 2,938) of substantiated First Nations child investigations and overcrowded in 21% (an estimated 2,581). In seven percent of substantiated non-Aboriginal child maltreatment investigations, housing conditions were described as unsafe and/or overcrowded (an estimated 5,948 and 5,924 respectively) (Figures 13 and 14).

Almost half (49% an estimated 5,881) of substantiated First Nations child investigations involved families who derived their income primarily from unemployment insurance or other benefits. In 20% (an estimated 17,890) of substantiated non-Aboriginal child investigations the primary source of family income was unemployment insurance or other benefits (Figure 15).

In 41% (an estimated 4,968) of substantiated First Nations child investigations involved families that had moved at least once in the previous 12 months. In 27% (an estimated 23,006) of substantiated non-Aboriginal child investigations involved families that had moved at least once in the previous 12 months (Figure 15).

## Pathways to Decision Making

It is well known that First Nations children are highly over-represented in child welfare caseloads, substantiated maltreatment and out-of-home care. As indicated in the Chapters 3–7, significant differences are noted in the incidence rates, types of maltreatment, maltreatment characteristics, caregiver and household factors and service outcomes for First Nations children compared to non-Aboriginal children.

Further work is needed however in understanding the complexity of the interaction between the key factors predictive of case decisions. First Nations status was a significant predictor for the decision to substantiate a case in combination with a range of maltreatment characteristics, child characteristics and household factors, however did not continue to be a significant predictor when the caregiver

functioning concerns were controlled for in the final block of the logistic regression model. On the other hand First Nation status remained a statistically significant factor in the decision to place a child in out-of-home care when controlling for maltreatment characteristics, child functioning, household factors and caregiver functioning.

## Future Directions

The overrepresentation of First Nations children in the Canadian child welfare system is a complex and problematic issue for child welfare researchers, practitioners, and policy makers. The significant overrepresentation of First Nations children in substantiated child investigations and referrals to child welfare placement can clearly be related to the high level of caregiver, household and community risk factors. The finding that neglect is the primary type of child maltreatment experienced by First Nations children calls for a reorientation of child welfare research, policy and practice to develop culturally sensitive and effective responses. Effecting change also calls for a much greater emphasis by child protection authorities on the structural factors contributing to child maltreatment amongst First Nations children such as poverty, poor housing and parental substance misuse.

## I) INTRODUCTION

The 2003 Canadian Incidence Study of Reported Child Abuse and Neglect<sup>5</sup> is the second cycle of a national child welfare study designed to measure the incidence of different forms of child maltreatment in Canada. This study examined more than 11,500 cases of reported child abuse and neglect investigated during 2003 in a representative sample of child welfare service agencies across Canada.

This report compares children of First Nations heritage with non-Aboriginal children included in the CIS-2003 in an effort to better understand some of the factors contributing to the overrepresentation of First Nations children in the child welfare system in Canada, and specifically in out-of-home care. This report is prepared under contract for the First Nations Child and Family Caring Society of Canada in order to examine differences in the child and family profiles and service response to First Nations children who come into contact with the child welfare system in comparison to non-Aboriginal Canadian children.

### Background to First Nations Child Welfare

The overrepresentation of First Nations children reported to child welfare is well documented,<sup>6</sup> however the precise reason why this continues is not clear. Despite the graphic overrepresentation of Aboriginal children in the child welfare system in Canada, until recently there was no information or data available on why these children were coming

into the care of child welfare.<sup>7</sup>

Child welfare services in Canada are only now beginning to acknowledge the importance of supporting First Nations communities themselves to care for First Nations children. Progress in this area has been slow. Provinces and territories continue to assert jurisdiction in child welfare while the federal government funds child welfare services on reserve meaning that the actual influence of First Nations over the care of their children is significantly limited. First Nations communities are also developing further control over the delivery of child welfare services; however, considerable variation is noted between jurisdictions. The level of authority given to First Nations communities range from the provision of support services prior to and following child welfare investigations, to fully delegated authorities with jurisdiction on and off reserve. Nonetheless, preliminary evidence suggests that First Nations child and family service agencies are more successful in keeping First Nations children in their home communities as compared to non-Aboriginal child welfare authorities.<sup>8</sup> There are non-Aboriginal changes as well, such as the growing movement for provinces and territories to require First Nations representation in the proceedings of cases involving Status Indian children.<sup>9</sup> Despite these innovations, there are significant constraints inherent in the context of provincially developed statutes and regulations as well as fiscal restraints for family support and prevention services.<sup>10</sup>

First Nations communities are assuming greater control over child welfare services for their children, however the number of First Nations

5 Trocmé, N., Fallon, B., MacLaurin, B., et al., (2005) The Canadian incidence study of reported child abuse and neglect – 2003: Major Findings, Minister of Public Works and Government Services Canada, 2005

6 See Armitage, A. (1993). Family and child welfare in first nation communities. In Wharf, B., (Ed.). Rethinking child welfare in Canada. Toronto: McClelland & Stewart, 131-170. Farris-Manning, C., & Zanstra, M., (2003) Children in Care in Canada: A Summary of Current Issues and Trends with Recommendations for Future Research, Position Paper, Ottawa: Child Welfare League of Canada  
McKenzie, B., (2002), Block Funding Child Maintenance in First Nations Child and Family Services: A Policy Review, Winnipeg, MN: Kahnawake Shakotila'takenas Community Services  
McKenzie, B., Seidl, E., et al. (1995). Child welfare standards in First Nations. In Hudson, J., & Galaway, B. (Eds.). Child welfare in Canada: Research and policy implications. Toronto: Thomson Educational Press, 54-65.

7 Blackstock, C., (2003) First Nations Child and Family Services: Restoring Peace and harmony in First Nations Communities, in Kathleen Kufeldt and Brad McKenzie, (2003) Child Welfare: Connecting Research, Policy and Practice, Waterloo: Wilfred Laurier Press

8 Trocmé, N., Knoke, D., & Blackstock, C., (2004), Pathways to the Overrepresentation of Aboriginal children in Canada's Child Welfare System, Social Service Review, December, p. 577-600

9 For example see Ontario Child and Family Services Act 2002, Revised Statutes of Ontario, or the Alberta Child, Youth and Family Enhancement Act [2004].

10 Trocmé, N., Knoke, D., & Blackstock, C., (2004), Pathways to the Overrepresentation of Aboriginal children in Canada's Child Welfare System, Social Service Review, December, p. 577-600

children placed in out-of-home care continues to rise. Based on available data on out-of-home placements for First Nations children living on reserve, the number of First Nations children removed from home has increased by more than 70% over the latter half of the 1990's despite a concordant one percent decrease in the population of First Nations children on reserve.<sup>11</sup> A recent study noted that over 10% of First Nations children in three sample provinces were in child welfare care as of May of 2005 versus three percent for Métis children and 0.5% for non-Aboriginal children.<sup>12</sup> Overall, it has been estimated that there are three times as many First Nations children placed in out-of-home care today than in residential schools at the height of the residential school movement.<sup>13</sup> Given the fact that child welfare policy and service changes have had a disappointing effect overall, it is critical that child welfare research examine the factors contributing to the dramatic overrepresentation of First Nations children in Canadian child welfare services through an investigation of some of the front-end decisions regarding substantiation and referral to placement in out-of-home care.

## Overrepresentation of Aboriginal Children in the CIS-1998

The Canadian Incidence Study of Reported Child Abuse and Neglect (CIS-1998) provided a first opportunity to compare child welfare services provided in Canada to First Nations children with services provided to non-Aboriginal children. Dramatic differences are evident not only in terms of the types of child maltreatment experienced by these populations of children but also in the way the child welfare system responds to them. Analysis of the data from this initial cycle was conducted by Blackstock, Trocmé and Bennett in 2004, and found children of First Nations heritage

11 McKenzie, B., (2002) Block Funding Child Maintenance in First Nations Child and Family Services: A Policy Review, Report of the Kahnawake Shakotia'takenhas Community Services, Winnipeg, Manitoba

12 Blackstock, C., Loxley, J., Prakash, T. and Wien, F., 2005, *Wen:de: we are coming to the light of day*. Ottawa: First Nations Child and Family Caring Society of Canada.

13 Blackstock, C., (2003) First Nations Child and Family Services: Restoring Peace and harmony in First Nations Communities, in Kathleen Kufeldt and Brad McKenzie, (2003) *Child Welfare: Connecting Research, Policy and Practice*, Waterloo: Wilfred Laurier Press

to be at high risk of being maltreated, as they were over-represented at every stage of intervention. Although only five percent of children in Canada were Aboriginal in 1998, 17% of children reported to the child welfare system were Aboriginal, 22% of substantiated reports of child maltreatment involved Aboriginal children, and 25% of children admitted to care were Aboriginal.<sup>14</sup> The analyses found that Aboriginal families had significantly higher rates of poverty and unstable housing, and parental alcohol and drug abuse. Aboriginal parents were also younger than their non-Aboriginal peers and were more likely to have been maltreated as a child.

Analyses of the first cycle of CIS-1998 data also revealed that child welfare reports about First Nations children were more likely to be substantiated (50% of First Nations child investigations were substantiated compared to 38% of child investigations with no First Nations heritage), and to be placed in out-of-home care (approximately 10% for First Nations children compared to just under five percent of non-Aboriginal children).

## Focus and Organization of Report

This report compares children of First Nations heritage with non-Aboriginal children in an effort to better understand the context of the overrepresentation of First Nations children in child welfare in Canada and to further examine the factors predictive of substantiation and placement decisions made by child welfare professionals relating to First Nations children.

In this report, First Nations children are those children identified by social workers as being either First Nations status or First Nations non-status. Data on Aboriginal identity were not collected for cases investigated in Quebec for the CIS-2003 (N=2638), and information on a child's Aboriginal status was missing on a low percentage of cases (N= six). The focus of this report was on First Nations children as defined by First Nations Status or First Nations Non-Status. Those children with other forms of Aboriginal heritage  
14 Blackstock, C., Trocmé, N., & Bennett, M., (2004) Child maltreatment investigations among Aboriginal and non-Aboriginal families in Canada, *Violence Against Women* 10 (8) ; p. 901-916

were removed from the data set, including Métis (N=230), Inuit (N=170) and other Indigenous cultures (N=76). Thus, from the original sample of 11,562 child investigations excluding Quebec, 482 cases were excluded, leaving an effective sample of 11,080 child investigations.

A number of children lived in households with caregivers described as “other visible minorities”. Bivariate analyses found no significant difference between child investigations identifying visible minority caregivers versus Caucasian caregivers with respect to substantiation or placement in child welfare. As a result these child investigations remained in the data set as part of the non-Aboriginal child investigations.

The report is divided into eight chapters beginning with an introduction of the purpose and focus of this report, and a review of descriptive findings for select variables from the CIS-1998 study. Chapter Two introduces the CIS-2003 and provides an overview of the study’s methodology. Chapter Three presents an overview of reported child maltreatment by substantiation and examines maltreatment characteristics of the five categories of maltreatment in addition to the nature of physical and emotional harm. Chapter Four describes child characteristics, including categories of maltreatment by age and sex, and by child functioning. Chapter Five examines the caregiver characteristics including type of household structure and female and male caregiver risk factors. Chapter Six explores the impact of household factors related to housing type, safety in the house, overcrowding, household income, and number of recent household moves. Investigation outcomes related to ongoing services, placement, police involvement, and applications to court are presented in Chapter Seven. Chapter Eight examines the factors that are related to and predictive of key service decisions for substantiation and placement in care and presents regression models that assist in understanding these decisions using CIS-2003 data. The concluding chapter provides a summary of the key findings noted in the report.

## 2) THE CANADIAN INCIDENCE STUDY OF REPORTED CHILD ABUSE AND NEGLECT

### Overview of the CIS-2003

The Canadian Incidence Study of Reported Child Abuse and Neglect (CIS-2003) is the second nation-wide study to examine the incidence of reported child maltreatment and the characteristics of the children and families investigated by Canadian child welfare services. The CIS-2003 estimates are based primarily on information collected from child welfare investigators on a representative sample of 11,562 child welfare investigations that were conducted across Canada (excluding Quebec) in 2003.

### Objectives and Scope of the CIS-2003

The primary objective of the CIS-2003 is to provide reliable estimates of the scope and characteristics of child abuse and neglect investigated by child welfare services in Canada, in 2003. A second objective is to compare findings over time. As in the CIS-1998, cases tracked by the CIS-2003 include those in which maltreatment was substantiated, suspected, or unsubstantiated, but do not include cases that were screened out before investigation or cases investigated by the police only. The CIS-2003 is not designed to document unreported cases.

Specifically, the CIS-2003 is designed to

1. determine rates of investigated and substantiated physical abuse, sexual abuse, neglect, emotional maltreatment, and exposure to domestic violence, as well as multiple forms of maltreatment;
2. investigate the severity of maltreatment as measured by forms of maltreatment, duration, and physical and emotional harm;
3. examine selected determinants of health that may be associated with maltreatment;



4. monitor short-term investigation outcomes, including substantiation rates, out-of-home placements, use of child welfare court, and criminal prosecution; and
5. compare 1998 and 2003 rates of substantiated physical abuse, sexual abuse, neglect, emotional maltreatment, and exposure to domestic violence; the severity of maltreatment; and short-term investigation outcomes.

## Child Welfare Services in Canada

Child welfare legislation and services are organized in Canada at the provincial and territorial level. Child welfare is a mandatory service, directed by provincial and territorial child welfare statutes. Although all child welfare systems share certain basic characteristics, including investigating reports of alleged maltreatment, providing various types of counseling and supervision, and looking after children in out-of-home care, there is considerable variation in the organization of these service delivery systems. Some provinces and territories operate under a centralized, government-run child welfare system; others have opted for decentralized models run by mandated agencies. A number of provinces and territories have recently moved toward regionalized service delivery systems.

Child welfare statutes vary considerably. Some jurisdictions limit their investigation mandates to children under 16 while others extend their investigations to youth under 19. Provincial and territorial statutes also vary in the specific forms of maltreatment covered, procedures for investigation, grounds for removal, and timelines for determining permanent custody. In addition to these legislative differences, there are important differences in regulations and investigation policies and the scope and degree of collection of information on the Aboriginal identity of children. These differences may be further accentuated by the implementation of different assessment tools and competency-based training programs.

For First Nations people in Canada, child welfare services fall under provincial and territorial statutes and regulations, although funding for on-reserve services is provided by the federal government. The structure of First Nations child welfare services is changing rapidly. A growing number of services are being provided either by fully mandated First Nations agencies or by First Nations counseling services that work in conjunction with mandated services to reach First Nations families living on or off reserve.<sup>15</sup> Currently, there are over 100 First Nations child and family service agencies providing child welfare services across Canada. These agencies primarily provide services on reserve but there is a growing movement to provide services off reserve as well, particularly in Manitoba.

## Definitional Framework for the CIS-2003

In Canada, child welfare authorities collect and report statistics on child abuse and neglect in very different ways.<sup>16</sup> Confusion can easily arise because of variations in the way a particular statistic is calculated. Issues for consideration include data collection capacity (particularly within First Nations child welfare agencies), source of data, forms of maltreatment, multiple forms of maltreatment, level of harm, timeframe, reporting year, unit of analysis, duplication, age group, scope and definitions used to identify First Nations children, and levels of identification and substantiation.

The CIS-2003 provides an estimate of the number of cases (child-based, age below one to fifteen) of alleged child maltreatment (physical abuse, sexual abuse, neglect, emotional maltreatment and exposure to domestic violence) reported to and investigated by Canadian child welfare services in 2003 (screened-out reports not included). Cases opened more than once during the year are counted as separate investigations. Please

15 Blackstock, C. (2003). First Nations Child and Family Services: Restoring Peace and harmony in First Nations Communities. In Kufeldt, K. and McKenzie B. (Eds.). *Child Welfare: Connecting Research, Policy and Practice*. Waterloo: Wilfrid Laurier Press, 331-343.

16 Trocmé N., McPhee D., et al. (1994). *Ontario incidence study of reported child abuse and neglect*. Toronto: Institute for the Prevention of Child Abuse.



see Appendix 1 for a review of the definitions used in the CIS-2003.

## Sampling

The 2003 Canadian Incidence Study of Reported Child Abuse and Neglect (CIS-2003) is the second cycle of a national study examining the incidence of reported child abuse and neglect in Canada. The CIS-2003 captured information about children and their families as they came into contact with child welfare services over a three-month sampling period. The CIS-2003 does not include maltreated children who were not reported to child welfare services, screened-out reports, or new allegations on cases currently open at the time of case selection.

A multi-stage sampling design was used, first to select a representative sample of 55 child welfare service areas<sup>17</sup>(CWSAs) across Canada, excluding Quebec, and then to sample cases within these CWSAs. A total of eight First Nations CWSAs were included in the representative sample of CWSAs selected in Canada. Information was collected directly from the investigating workers and is based on the worker's judgment at the time of investigation. The core CIS-2003 sample of 11,562 child maltreatment investigations was used to derive estimates of the annual rates and characteristics of investigated child maltreatment in Canada, excluding Quebec. National estimates including Quebec were derived by combining the core CIS-2003 sample with a Quebec sample of 2,638 child protection investigations tracked by the administrative information systems in eight CWSAs in Quebec. Please refer to Appendix 2 for further information on the sampling stages utilized for the CIS-2003.

First Nations agencies providing child protection services to Aboriginal children were selected for inclusion in the study using a volunteer sampling

<sup>17</sup> A CWSA is a geographic or administrative area served by a separate child welfare office. In decentralized provinces and territories, a CWSA refers to a child welfare agency, and in centralized provinces and territories it corresponds to a district or regional office. In some cases several agencies serve the same geographic area on the basis of children's religious or Aboriginal status. In such instances, all child welfare agencies sharing the same geographic boundaries are counted as a single CWSA. In the CIS-2003 58 agencies participated, covering 55 CWSAs (totals do not include Quebec sites)

strategy. Agencies were approached by a member of the study team and asked to participate in the CIS-2003. A total of eight Aboriginal agencies contributed information on 310 child maltreatment investigations to the final CIS-2003 sample.

## Study Timeframe

The CIS-2003 was funded to begin in February 2003 and was conducted in three phases over two and a half years. During the preparation phase (February 2003 to September 2003), the study instruments developed for the CIS-1998 were reviewed and tested, and the study sites were selected and enlisted. During the case selection phase (September 2003 to June 2004), participating child welfare workers were trained, and survey instruments were completed, collected, and verified. The final phase of the study (June 2004 to March 2005) involved entering the survey information into the CIS-2003 database, checking for inconsistent and missing information, conducting descriptive analyses, calculating the weighted estimates, and preparing reports.

## Maltreatment Assessment Form

The main data collection instrument used for the study was the Maltreatment Assessment Form, which was completed by the primary investigating child welfare worker at the end of each child welfare investigation. The Maltreatment Assessment Form consisted of an Intake Face Sheet, a Household Information Sheet, and a Child Information Sheet.

The Intake Face Sheet collected basic information about the report and identifying information about the children involved (refer to Appendix 1 for a definition of a report for the CIS-2003). The sheet requested information on the date of referral, referral source, number of children in the home, age and sex of children, type(s) of maltreatment reported, whether maltreatment was suspected or alleged, whether the case was screened out, the family's postal code, and the reason for the referral or screening out. The section of the form containing partially identifying information was left at the agency/office (the case number, first two letters of the family's surname and postal code).

The remainder of the form was completed if abuse or neglect was suspected, either by the persons making the report or by the investigating worker, at any point during the investigation.<sup>18</sup>

The Household Information Sheet was completed only when at least one child in the family was investigated for suspected maltreatment. The household was defined as all the adults living at the address of the investigation. The Household Information Sheet collected detailed information on up to two caregivers. Descriptive information was requested about the contact with the caregiver, the caregiver's own history of abuse, other adults in the home, housing, caregiver functioning, case status, and referrals to other services.

The third page of the instrument, the Child Information Sheet, was completed for each child who was investigated for maltreatment.<sup>19</sup> The sheet documented up to three different forms of maltreatment, and included levels of substantiation, alleged perpetrator or perpetrators, and duration of maltreatment. In addition, it collected information on child functioning, physical and emotional harm to the child attributable to the alleged maltreatment, child welfare court activity, out-of-home placement, police involvement, and the caregiver's use of spanking as a form of discipline.

A significant challenge for the study was to overcome the variations in the definitions of maltreatment used in different jurisdictions. Rather than anchor the definitions in specific legal or administrative definitions, the study used a single set of definitions corresponding to standard research classification schemes. All items on the case selection forms were defined in an accompanying CIS Cycle II Guide Book.

<sup>18</sup> The CIS Cycle II Guide Book and training sessions emphasized that workers should base their responses to these questions on their clinical expertise rather than on the information collected according to provincial or local investigation standards. The CIS Cycle II Guide Book, (Appendix H) specifies the following: "Indicate which children were investigated because of suspected child maltreatment.... Only include those cases where in your clinical opinion maltreatment was suspected at some point." (p.6)

<sup>19</sup> One Child Information Sheet was attached to the Maltreatment Assessment Form, and additional Child Information Sheets were available in every office.

## Weighting

The data collected for the CIS-2003 were weighted to derive national annual incidence estimates. Two sets of weights were applied. First, results were annualized to estimate the annual volume of cases investigated by each study site. The annualization weights were derived by dividing the total number of cases opened by each site in 2003 by the number of cases sampled for the CIS-2003. For example, if 225 cases were sampled over three months in a site that opened 1,000 cases over the year, a weight of 4.44 (1,000/225) would be applied to all cases in the site. The average annualization weight was 4.32,<sup>20</sup> reflecting the fact that cases were collected over three months out of 12.

To account for the non-proportional sampling design, regional weights were applied to reflect the relative sizes of the selected sites. Each study site was assigned a weight reflecting the child population of the site as a proportion of the entire child population of the stratum or region. For instance, if a site with a child population of 25,000 were randomly sampled to represent a region, province or territory with a child population of 500,000, a regionalization weight of 20 (500,000/25,000) would be applied to cases sampled from that site. Regionalization and annualization weights were combined so that each case was multiplied first by an annualization weight and then by a regionalization weight.

The CIS-2003 utilized an alternative regionalization weighting approach for the eight First Nations CWSAs. This decision followed an extensive review of the methodological challenges inherent in the sample selection and the unique characteristics of First Nations agencies. A number of factors were identified that supported this specific weighting strategy.

First, the eight First Nations agencies included in the sample were not randomly selected and this reduces the ability to ensure that the child investigations were representative of child investigations in all First Nations agencies in Canada which are mandated to conduct

<sup>20</sup> This average excludes eight larger sites where case sampling during the three months generated a higher annualization weight of 7.45.

child protection services. Second, unlike most mainstream agencies, many First Nations agencies serve a geographically disperse population which could overlap different stratas or regions. It would be therefore be difficult to estimate and isolate the population of Aboriginal children from multiple stratas. Third, Census Canada does not disaggregate the Aboriginal population between First Nations, Métis and Inuit nor does it provide the data in single years of age.

For these reasons, the investigations contributed to the sample by the eight First Nations agencies were treated as a pilot sample and not given a population weight. They were however given an annualization weight. Due to the challenges in determining an accurate population weight, the total number of investigations involving children from First Nations agencies may be a conservative estimate.

### National Incidence Estimates

The CIS-2003 national incidence estimates were calculated by dividing the weighted estimates by the child population (newborn to 15 years) in Canada. The overall child population figures for CIS-2003 sites are based on 2001 Census data.

In this report, the national incidence estimates for First Nations children were calculated by using the First Nations child population estimates prepared by the First Nations Child and Family Caring Society based on 2001 Census data.<sup>21</sup> The First Nations child population estimates were provided for children between the age of birth and 14 years of age, for each province and territory. The child population estimate for First Nations children aged 15 was based on the mean average for children 0-14. The First Nations child population estimates do not include First Nations children living in the province of Quebec (which was not included in the analyses for this report), or children of Métis, Inuit, or other Aboriginal heritage as discussed earlier in the report.

<sup>21</sup> The child population estimates for First Nations children are based on a report prepared by the First Nations Child and Family Caring Society and is available at <http://www.fnfcs.com/docs/Factsheet2.pdf> The data in this report was merged from two topic based tabulations based on the 2001 Census

### Limitations of the CIS-2003

Every effort has been made to make the CIS-2003 a robust and reliable study of reported child maltreatment in Canada. The research team faced several challenges resulting in limitations to the study. These limitations include:

- ✦ the CIS-2003 is limited to reports investigated by child welfare services and does not include reports that were screened out, cases that were investigated only by the police, or cases that were never reported;
- ✦ the tables in this report do not include data from Quebec;
- ✦ as the study is not designed to make regional comparisons, variations in rates of investigated maltreatment across Canada could not be examined; and
- ✦ the study is based on assessments provided by the investigating child welfare workers, which could not be independently verified.



### 3) MALTREATMENT CHARACTERISTICS

---

This chapter presents estimates of the number of First Nations children and non-Aboriginal children reported for suspected child maltreatment in Canada during 2003. All data are presented in terms of the number of estimated child investigations for children in addition to the annual incidence rate of estimated investigations per 1,000 children aged less than one year to 15.<sup>1</sup> These figures refer to child investigations and not to the number of investigated families. Thus, if several children in a family had each been reported as abused or neglected, each investigated child counted as a separate child investigation.

The estimates presented in this chapter are weighted estimates derived from child maltreatment investigations conducted in 2003 in a sample of Canada's child welfare services. The sampling design and weighting procedures specific to the study should be considered before inferences are drawn from these estimates. The estimates do not include (1) incidents that were not reported to child welfare services, (2) reported cases that were screened out by child welfare services before being fully investigated, (3) new reports on cases already open by child welfare services, and (4) cases that were investigated only by the police.

Tables 3-1 to 3-8 include incidence rates for First Nations and non-Aboriginal child investigations. The overall CIS-2003 national incidence estimates were calculated by dividing the weighted estimates by the child population (newborn to 15 years) in Canada and are based on 2001 Census data. The national incidence estimates for First Nations children were calculated for this report with First Nations child population estimates prepared by the First Nations Child and Family Caring Society

based on 2001 Census data.<sup>2</sup> The First Nations child population estimates were provided for children between the age of birth and 14 years of age, for each province and territory. The child population estimates for First Nations children aged 15 were based on the mean for children 0–14. First Nations child population estimates do not include First Nations children living in the province of Quebec (which was not included in the analyses for this report), or children of Métis, Inuit, or other Aboriginal heritage.

#### Definition of Classifications of Maltreatment

The CIS-2003 definition of child maltreatment includes 25 forms of maltreatment subsumed under five categories: physical abuse, sexual abuse, neglect, emotional maltreatment and exposure to domestic violence. The 25 forms of maltreatment tracked by the CIS-2003 are defined in the detailed sections on the five categories of maltreatment in this chapter.

Each investigation had a minimum of one and a maximum of three identified forms of maltreatment. In cases involving more than three forms of maltreatment, investigating workers were asked to select the three forms that best described the reason for the investigation. More than one form of maltreatment was identified for 21% of First Nations child investigations as compared to 18% for non-Aboriginal child maltreatment investigations (see Table 3-3). The primary form of maltreatment was the form that best characterized the investigated maltreatment. In cases where one form of maltreatment was substantiated and one was not, the substantiated form was automatically selected as the primary form.

For the purpose of this report, most tables will only present the primary classification of substantiated maltreatment in order to allow comparisons of the five categories of maltreatment

---

1 For the CIS-2003 the cut-off age of 15 (children under the age of 16) was selected because the mandate to investigate varies among provinces and territories in Canada. The reader should take this into consideration when reading the report. All calculations were based on the child population estimates from the 2001 census provided by Custom Services Section, Advisory Services, Statistics Canada Ontario Regional Office.

---

2 The child population estimates for First Nations children are based on a report prepared by the First Nations Child and Family Caring Society and is available at <http://www.fnfcfs.com/docs/Factsheet2.pdf> The data in this report was merged from two topic based tabulations based on the 2001 Census



tracked by the CIS-2003 (physical abuse, sexual abuse, neglect, emotional maltreatment and exposure to domestic violence).<sup>3</sup>

The tables will show (–) in cells to indicate that the data has been withheld. This occurs when weighted estimates are below 50 observations in a cross-tabular cell.

## Definition of Levels of Substantiation

The majority of the data in this chapter is presented in terms of the three levels of substantiation specified by workers: substantiated, suspected, and unsubstantiated. The following definition of substantiation was used:

- A case is considered **substantiated** if the balance of evidence indicates that abuse or neglect has occurred.
- A case is **suspected** if you do not have enough evidence to substantiate maltreatment, but you also are not sure that maltreatment can be ruled out.
- A case is **unsubstantiated** if the balance of evidence indicates that abuse or neglect has not occurred.

Unsubstantiated does not mean that a referral was inappropriate or malicious; it simply indicates that the investigating worker determined that the child had not been maltreated.

Some jurisdictions only make a distinction between a case that was substantiated and a case that was unsubstantiated, or verified and not verified.<sup>4</sup> The addition of a “suspected” level provides an important clinical distinction between

cases in which there is enough conclusive evidence that a case can be deemed substantiated or unsubstantiated and cases in which maltreatment remains suspected at the conclusion of the investigation. It should be noted, however, that the use of the suspected category leads to fewer cases being classified as substantiated or unsubstantiated. Comparisons with other statistics that use only two levels of substantiation should therefore be made with caution.

## Total Child Investigations and Overall Rates of Substantiation

Table 3-1 presents the estimated number of First Nations child investigations and non-Aboriginal child investigations of reported maltreatment in Canada. An estimated 23,366 First Nations child investigations (110.56 investigations per 1,000 children) and 187,763 non-Aboriginal child investigations (42.23 investigations per 1,000 children) were conducted in Canada, excluding Quebec, in 2003.

A higher proportion of investigations involving First Nations children were substantiated<sup>5</sup> or remained suspected following the initial investigation period. Fifty-two percent of First Nations child investigations were substantiated (57.30 investigations per 1,000 children) by the investigating worker compared to 47% of non-Aboriginal child investigations (19.84 investigations per 1,000 children) in Canada, excluding Quebec, in 2003. In a further 14% of investigations (an estimated 3,286 First Nations child investigations) there was insufficient evidence to substantiate maltreatment, however, maltreatment remained suspected by the investigating worker. Twelve percent of non-Aboriginal child investigations (an estimated 23,455 investigations) remained suspected by the investigating worker. Approximately 34% of First Nations child investigations (an estimated 7,969 child investigations) compared to 41% of non-Aboriginal child investigations (an estimated 76,093), were unsubstantiated.

3 The CIS classification protocol was modified for the 2003 study to avoid confusion in cases where one form of maltreatment is substantiated and one is not. If the primary investigated form was not substantiated but a secondary form was, the substantiated form was recoded as the primary overall form (this involved 515 cases, 4% of the sample). For example, if physical abuse was unsubstantiated in a case initially classified primarily as physical abuse, but neglect was substantiated, the substantiated neglect was recoded as the primary form of maltreatment.

4 For the purpose of CIS-2003, child welfare workers were asked to use three levels of substantiation regardless of their provincial practices.

5 At least one form of maltreatment was substantiated

Table 3-1: First Nations and Non-Aboriginal Child Maltreatment Investigations by Level of Substantiation in Canada, Excluding Quebec, in 2003

Level of substantiation	First Nations Child Investigations			Non-Aboriginal Child Investigations			Total
	%	Incidence per 1000 children	Number of Child Investigations	%	Incidence per 1000 children	Number of Child Investigations	
Substantiated	52	57.30	12,111	47	19.84	88,215	100,326
Suspected	14	15.55	3,286	12	5.28	23,455	26,741
Unsubstantiated	34	37.71	7,969	41	17.12	76,093	84,062
Total Child Investigations	100	110.56	23,366	100	42.23	187,763	211,129

Canadian Incidence Study of Reported Child Abuse and Neglect, 2003

Analyses are based upon a sample of 11, 080 child maltreatment investigations

\*x<sup>2</sup>, p<0.05    \*\*x<sup>2</sup>, p<0.01    \*\*\*x<sup>2</sup>, p<0.001

### Categories of Maltreatment

Table 3-2 presents the primary categories of substantiated First Nations and non-Aboriginal child maltreatment investigations in Canada, excluding Quebec, in 2003. Neglect was the most common form of substantiated maltreatment in First Nations child investigations. Over half (56%) of all substantiated First Nations child investigations (32.33 investigations per 1,000 children) involved neglect as the primary category of maltreatment, an estimated 6,833 neglect investigations. Exposure to domestic violence was the second most frequently reported form of abuse in First Nations child investigations (11.24 investigations per 1,000 children). Emotional maltreatment was the primary category of substantiated abuse in First Nations investigations in 12% of cases (6.77 investigations per 1,000 children) or an estimated 1,431 First Nations child investigations, followed by physical abuse (5.97 investigations per 1,000 children). Child sexual abuse was the primary concern in two percent of all First Nations child investigations, or 1.00 investigations per 1,000 children.

The most common form of substantiated maltreatment for non-Aboriginal child investigations was exposure to domestic violence, accounting for 30% of substantiated investigations (5.87 investigations per 1,000 children), followed by

physical abuse (5.33 investigations per 1,000 children). In non-Aboriginal child investigations, neglect was reported in an estimated 22,121 child investigations (4.98 investigations per 1,000 children), while emotional maltreatment was ranked fourth with 13,632 child investigations (3.07 investigations per 1,000 children). Child sexual abuse was the primary category of maltreatment in three percent of all non-Aboriginal child investigations, an estimated 2,681 child investigations (.60 investigations per 1,000 children).

### Single and Multiple Categories of Maltreatment

Table 3-3 presents the breakdown by category of maltreatment of substantiated cases involving single and multiple categories of maltreatment in First Nations and non-Aboriginal child investigations. In many Canadian jurisdictions the case classification system typically tracks single forms of maltreatment; therefore it is likely that the investigating workers who completed the CIS-2003 forms were more accustomed to classifying cases as a single form. The CIS-2003 may, therefore, provide a conservative estimate of the actual incidence of multiple forms of maltreatment.



Table 3-2: Primary Categories of Substantiated First Nations and Non-Aboriginal Child Maltreatment Investigations in Canada, Excluding Quebec, in 2003

Categories of Maltreatment	First Nations Child Investigations			Non-Aboriginal Child Investigations			Total
	%	Incidence per 1000 children	Number of Child Investigations	%	Incidence per 1000 children	Number of Child Investigations	
Physical Abuse***	10	5.97	1,261	27	5.33	23,687	24,948
Sexual Abuse***	2	1.00	211	3	0.60	2,681	2,892
Neglect***	56	32.33	6,833	25	4.98	22,121	28,954
Emotional Maltreatment***	12	6.77	1,431	15	3.07	13,632	15,063
Exposure to Domestic Violence***	20	11.24	2,375	30	5.87	26,095	28,470
Total Child Investigations	100	57.30	12,111	100	19.84	88,216	100,327

Canadian Incidence Study of Reported Child Abuse and Neglect, 2003

Analyses are based upon a sample of 5,372 substantiated child maltreatment investigations

\* $\chi^2$ ,  $p < 0.05$     \*\* $\chi^2$ ,  $p < 0.01$     \*\*\* $\chi^2$ ,  $p < 0.001$

**Single Categories of Maltreatment:** In more than three quarters of substantiated First Nations child investigations (79%), a single category of maltreatment was identified, involving an estimated 9,475 First Nations child investigations. In First Nations child investigations, 47% involved neglect only, 17% involved allegations of exposure to domestic violence only, 7% identified physical abuse alone, 6% involved only emotional maltreatment, and two percent of investigations involved only sexual abuse.

In 82% of non-Aboriginal substantiated child maltreatment investigations, only one category of maltreatment was identified, involving an estimated 71,701 non-Aboriginal child maltreatment investigations (16.13 investigations per 1,000 children). In non-Aboriginal child investigations, 26% involved allegations of exposure to domestic violence only, 21% involved neglect only, physical abuse was identified as the single category of maltreatment in 20% of investigations, 12% involved only emotional maltreatment, and three percent of investigations involved only sexual abuse.

**Multiple Categories of Maltreatment:** In First Nations child investigations, 21% of substantiated maltreatment investigations involved more than one category of maltreatment, an estimated 2,635 First Nations child investigations (12.47 investigations per 1,000 children). In First Nations child investigations, the most frequently identified combinations were neglect and emotional maltreatment (795 investigations), neglect and exposure to domestic violence (536), emotional maltreatment with exposure to domestic violence (426), and physical abuse and neglect (359 investigations).

In non-Aboriginal child maltreatment investigations, 18% of substantiated maltreatment investigations involved more than one category of maltreatment, an estimated 16,516 child maltreatment investigations (3.71 investigations per 1,000 children). In non-Aboriginal child maltreatment investigations, the most frequently identified combinations were neglect and emotional maltreatment (2,796 investigations), emotional maltreatment and exposure to domestic violence (2,464), neglect and exposure to domestic violence (1,942), and physical abuse and neglect (1,441 investigations).

Table 3-3: Single and Multiple Categories of Primary Substantiated First Nations and Non-Aboriginal Child Maltreatment Investigations in Canada, Excluding Quebec, in 2003

Single and Multiple Categories of Substantiated Child Maltreatment	First Nations Child Investigations			Non-Aboriginal Child Investigations			Total
	%	Incidence per 1000 Children	Number of Child Investigations	%	Incidence per 1000 Children	Number of Child Investigations	
<b>Single Categories of Substantiated Maltreatment</b>							
Physical Abuse Only***	7	3.80	803	20	3.87	17,214	18,017
Sexual Abuse Only***	2	0.86	182	3	0.52	2,296	2,478
Neglect Only***	47	26.81	5,667	21	4.23	18,798	24,465
Emotional Maltreatment Only***	6	3.57	755	12	2.37	10,524	11,279
Exposure to Domestic Violence Only***	17	9.78	2,068	26	5.14	22,869	24,937
<b>Total Substantiated Investigations with One Form</b>	<b>79</b>	<b>44.83</b>	<b>9,475</b>	<b>82</b>	<b>16.13</b>	<b>71,701</b>	<b>81,176</b>
<b>Multiple Categories of Substantiated Maltreatment (a)</b>							
Physical Abuse & Neglect***	3	1.70	359	2	0.32	1,441	1,800
Neglect & Emotional Maltreatment***	7	3.76	795	3	0.63	2,796	3,591
Neglect & Exposure to Domestic Violence***	4	2.54	536	2	0.44	1,942	2,478
Emotional Maltreatment & Exposure to Domestic Violence***	4	2.02	426	3	0.55	2,464	2,890
<b>Total Substantiated Investigations with Multiple Categories</b>	<b>21</b>	<b>12.47</b>	<b>2,635</b>	<b>18</b>	<b>3.71</b>	<b>16,516</b>	<b>19,151</b>
<b>Total Child Investigations</b>	<b>100</b>	<b>57.30</b>	<b>12,110</b>	<b>100</b>	<b>19.84</b>	<b>88,217</b>	<b>100,327</b>

Canadian Incidence Study of Reported Child Abuse and Neglect, 2003

Analyses are based upon a sample of 5,372 child maltreatment investigations with substantiated maltreatment

(a) Multiple categories with cell n's under 150 have not been documented but are included in the total for investigations with multiple forms of maltreatment

\*x<sup>2</sup>, p<0.05    \*\*x<sup>2</sup>, p<0.01    \*\*\*x<sup>2</sup>, p<0.001

## Physical Abuse

For the purposes of the CIS-2003, cases of investigated maltreatment were classified as physical abuse if the investigated child was suspected to have suffered or to be at substantial risk of suffering physical harm at the hands of his or her caregiver. The physical abuse category includes five forms of abuse:

**Shake, Push, Grab or Throw:** Include pulling or dragging a child as well as shaking an infant.

**Hit With Hand:** Include slapping and spanking but not punching.

**Punch, Kick, or Bite:** Include as well any other hitting with other parts of the body (e.g.: elbow or head).

**Hit With Object:** Includes hitting with a stick, a belt or other object, throwing an object at a child, but does not include stabbing with a knife.

**Other Physical Abuse:** Any other form of physical abuse including choking, strangling, stabbing, burning, shooting, poisoning, and the abusive use of restraints.

The primary forms of substantiated physical abuse are presented in Table 3-4. In First Nations child investigations of substantiated physical abuse, four percent or an estimated 526 substantiated child investigations involved concerns about a child being shaken, pushed, grabbed, or thrown as the primary substantiated form of physical abuse (2.49 investigations per 1,000 children). In four percent (an estimated 491 cases) of First Nations child investigations, the primary form of substantiated physical abuse involved a child being hit with a hand (2.32 investigations per 1,000 children) followed by one percent (an estimated 137 First Nations cases) involving other physical abuse as the primary form of substantiated physical abuse (.65 investigations per 1,000 children). One percent of First Nations child investigations involved being hit with an object as the primary form of substantiated physical abuse (an estimated 63 investigations or .30 investigations per 1,000 children). In non-Aboriginal child maltreatment investigations of substantiated physical abuse, being hit with a hand

was the primary form of substantiated physical abuse in 12% of these investigations (an estimated 10,158 cases or 2.28 investigations per 1,000 children). Being shaken, pushed, grabbed or thrown was the primary form of substantiated physical abuse in six percent (an estimated 4,987) of non-Aboriginal child maltreatment investigations (1.12 investigations per 1,000 children). Being hit with an object was the primary form of substantiated physical abuse in five percent (an estimated 4,636) of non-Aboriginal child maltreatment investigations (1.04 investigations per 1,000 children) while other physical abuse was the primary form of substantiated physical abuse in three percent (an estimated 2,355 investigations or .53 investigations per 1,000 children). Being punched, kicked or bitten was the primary form of substantiated physical abuse in only two percent of cases (an estimated 1,551 non-Aboriginal child investigations).

## Sexual Abuse

The CIS-2003 tracked eight forms or subtypes of sexual abuse, ranging from penetration to sexual exploitation. If several forms of sexual activity were involved, investigating workers were instructed to identify the most intrusive form.<sup>6</sup> It should be noted that the CIS-2003 identified only cases reported to child welfare services; many cases of child sexual abuse that do not involve parents or relatives in the home are investigated only by the police, and child welfare services usually become involved in extra-familial sexual abuse cases only if there are concerns about the parents' ability to protect the child.

The CIS-2003 included eight forms to classify cases of sexual abuse:

**Penetration:** Penile, digital or object penetration of vagina or anus.

<sup>6</sup> Workers were asked to identify the most severe form of sexual abuse for the investigation rather than reporting multiple forms for the same incident. For instance, if a child had been a victim of fondling and attempted penetrations by the same perpetrator, this was counted as a single case of attempted penetration. When multiple forms were identified, CIS-2003 Site Researchers would consult with workers and would recode when appropriate. If this consultation was not possible, the original response was maintained.

Table 3-4: Primary Forms of Substantiated Physical Abuse in First Nations and Non-Aboriginal Child Maltreatment Investigations in Canada, Excluding Quebec, in 2003

Forms of Physical Abuse	First Nations Child Investigations			Non-Aboriginal Child Investigations			Total
	%	Incidence per 1000 Children	Number of Child Investigations	%	Incidence per 1000 Children	Number of Child Investigations	
Shake, push, grab or throw***	4	2.49	526	6	1.12	4,987	5,513
Hit with hand***	4	2.32	491	12	2.28	10,158	10,649
Punch, kick or bite***	—	—	—	2	0.35	1,551	1,595
Hit with object***	1	0.30	63	5	1.04	4,636	4,699
Other physical abuse***	1	0.65	137	3	0.53	2,355	2,492
Total Child Investigations	100	57.30	12,110	100	19.84	88,217	100,327

Canadian Incidence Study of Reported Child Abuse and Neglect, 2003

Analyses are based upon a sample of 5,372 substantiated child maltreatment investigations

\*x<sup>2</sup>, p<0.05    \*\*x<sup>2</sup>, p<0.01    \*\*\*x<sup>2</sup>, p<0.001

**Attempted Penetration:** Attempted penile, digital or object penetration of vagina or anus.

**Oral Sex:** Oral contact with genitals by either perpetrator or by the child.

**Fondling:** Touching or fondling of genitals for sexual purpose.

**Sex Talk:** Verbal or written proposition, encouragement, or suggestion of a sexual nature (include face to face, phone, written and internet contact, as well as exposing the child to pornographic material).

**Voyeurism:** Included activities where the alleged perpetrator observes the child for the perpetrator’s sexual gratification.

**Exhibitionism:** Included activities where the perpetrator is alleged to have exhibited himself/herself for his/her own sexual gratification.

**Exploitation:** Included situations where an adult sexually exploits a child for purposes of financial gain or other profit, including pornography and prostitution.

As shown in Table 3-5, in First Nations child maltreatment investigations of substantiated sexual abuse, an estimated 143 investigations involved fondling of genitals as the primary form of substantiated sexual abuse (.68 investigations per 1,000 children). Other estimated forms of sexual abuse were too low to report.

In non-Aboriginal child maltreatment investigations of substantiated sexual abuse, an estimated 1,634 child investigations involved fondling of genitals as the primary form of substantiated sexual abuse (.37 investigations per 1,000 children). An estimated 250 non-Aboriginal child investigations involved allegations of penetration as the primary form of substantiated sexual abuse (.06 investigations per 1,000 children). An estimated 199 non-Aboriginal child investigations involved allegations of oral sex (.04 investigations per 1,000 children), an estimated 198 non-Aboriginal child investigations involved sexual talk (.04 investigations per 1,000 children) and 158 investigations involved exploitation (.04 investigations per 1,000 children). An estimated 119 investigations involved exhibitionism (.03 investigations per 1,000 children) and 99 involved attempted penetration (.02 investigations per 1,000

Table 3-5: Primary Forms of Substantiated Sexual Abuse in First Nations and Non-Aboriginal Child Maltreatment Investigations in Canada, Excluding Quebec, in 2003

Form of sexual abuse	%	First Nations Child Investigations		%	Non-Aboriginal Child Investigations		Total
		Incidence per 1000 Children	Number of Child Investigations		Incidence per 1000 Children	Number of Child Investigations	
Penetration***	–	–	–	0	0.06	250	285
Attempted Penetration***	–	–	–	0	0.02	99	104
Oral Sex***	–	–	–	0	0.04	199	216
Fondling***	1	0.68	143	2	0.37	1,634	1,777
Sex Talk***	–	–	–	0	0.04	198	203
Voyeurism***	–	–	–	–	–	–	24
Exhibitionism***	–	–	–	0	0.03	119	119
Exploitation***	–	–	–	0	0.04	158	163
Total Child Investigations	100	57.30	12,110	100	19.84	88,217	100,327

Canadian Incidence Study of Reported Child Abuse and Neglect, 2003

Analyses are based upon a sample of 5,372 substantiated child maltreatment investigations

\* $\chi^2$ ,  $p < 0.05$     \*\* $\chi^2$ ,  $p < 0.01$     \*\*\* $\chi^2$ ,  $p < 0.001$

children) as the primary form of substantiated sexual abuse in non-Aboriginal child maltreatment investigations.

## Neglect

Child neglect includes situations in which children have suffered harm, or their safety or development has been endangered as a result of the caregiver's failure to provide for or protect them. All provincial and territorial statutes include neglect or some reference to acts of omission, such as failure to supervise or protect, as grounds for investigating maltreatment. The CIS-2003 examines eight forms of neglect:

### Failure to Supervise – Physical harm:

The child suffered or was at substantial risk of suffering physical harm because of the caregiver's failure to supervise and protect the child adequately. Failure to supervise included situations in which a child was harmed or endangered as a result of a caregiver's actions

(e.g. drunk driving with a child, or engaging in dangerous criminal activities with a child).

**Failure to Supervise – Sexual Abuse:** The child has been or was at substantial risk of being sexually molested or sexually exploited, and the caregiver knew or should have known of the possibility of sexual molestation and failed to protect the child adequately.

**Permitting Criminal Behaviour:** A child has committed a criminal offence (e.g. theft, vandalism or assault) with the encouragement of the child's caregiver, or because of the caregiver's failure or inability to supervise the child adequately.

**Physical Neglect:** The child has suffered or was at substantial risk of suffering physical harm caused by the caregiver(s)' failure to care and provide for the child adequately. This includes inadequate nutrition/clothing, and unhygienic dangerous living conditions. There must be evidence or suspicion that the caregiver is at least partially responsible for the situation.



**Medical Neglect:** The child required medical treatment to cure, prevent, or alleviate physical harm or suffering, and the child's caregiver did not provide, refused, or was unavailable or unable to consent to the treatment. This included dental services where funding was available.

**Failure to Provide Psych. Treatment:** The child was at substantial risk of suffering from emotional harm as demonstrated by severe anxiety, depression, withdrawal, self-destructive or aggressive behaviour, or a mental, emotional, or developmental condition that could seriously impair the child's development. The child's caregiver did not provide, or refused, or was unavailable or unable to consent to treatment to remedy or alleviate the harm. This category includes failing to provide treatment for school-related problems such as learning and behaviour problems, as well as treatment for infant development problems such as non-organic failure to thrive. Parents awaiting service were not included in this category.

**Abandonment:** The child's parent has died or was unable to exercise custodial rights and did not make adequate provisions for care and custody, or the child was in a placement and the caregiver refused or was unable to take custody.

**Educational Neglect:** Caregivers knowingly allowed chronic truancy (five or more days a month), or failed to enroll the child, or repeatedly kept the child at home. If the child had been experiencing mental, emotional, or developmental problems associated with school, and treatment had been offered but caregivers did not cooperate with treatment, the case was classified under failure to provide treatment as well.

Table 3-6 shows that in First Nations child maltreatment investigations, the most common form of substantiated neglect was physical neglect. An estimated 2,680 child investigations involved cases of physical neglect as the primary form of substantiated neglect (12.68 investigations per 1,000 children). The second most frequently substantiated form of neglect was failure to supervise leading to physical harm (8.85

investigations per 1,000 children). An estimated 1,126 child investigations involved abandonment as the primary form of substantiated neglect (5.33 investigations per 1,000 children). Educational neglect was the primary form of substantiated neglect in an estimated 452 First Nations child investigations (2.14 investigations per 1,000 children) and permitting criminal behavior was the primary form of substantiated neglect in 309 investigations (1.46 investigations per 1,000 children). Medical neglect was the primary substantiated form in 227 cases (1.07 investigations per 1,000 children), and concerns about failure to protect children from sexual abuse were the primary substantiated form in an estimated 161 First Nations child investigations (.76 investigations per 1,000 children).

Table 3-6 illustrates that in non-Aboriginal child maltreatment investigations, the most common form of substantiated neglect was failure to supervise leading to physical harm (an estimated 8,966 child investigations or 2.02 investigations per 1,000 children). The second most frequently substantiated form of neglect was physical neglect, an estimated 6,666 non-Aboriginal child investigations (1.50 investigations per 1,000 children). An estimated 2,525 non-Aboriginal child investigations involved abandonment as the primary form of substantiated neglect (.57 investigations per 1,000 children). Concern about failure to protect children from sexual abuse was the primary substantiated form of neglect in an estimated 1,214 of non-Aboriginal child investigations (.27 investigations per 1,000 children). Medical neglect was the primary substantiated form of neglect in 1,075 of non-Aboriginal child investigations (.24 investigations per 1,000 children). Educational neglect was the primary form of substantiated neglect in an estimated 841 of non-Aboriginal child investigations (.19 investigations per 1,000 children) and failure to provide psychological treatment was the primary form of substantiated neglect in 497 of non-Aboriginal child investigations (.11 investigations per 1,000 children). Permitting criminal behavior was the primary form of substantiated neglect in 317 non-Aboriginal child maltreatment investigations (.07 investigations per 1,000 children).



Table 3-6: Primary Forms of Substantiated Neglect in First Nations and Non-Aboriginal Child Maltreatment Investigations in Canada, Excluding Quebec, in 2003

	First Nations Child Investigations			Non-Aboriginal Child Investigations			Total
	%	Incidence per 1000 Children	Number of Child Investigations	%	Incidence per 1000 Children	Number of Child Investigations	
Failure to supervise – physical***	16	8.85	1,871	10	2.02	8,966	10,837
Failure to supervise – sexual***	1	0.76	161	1	0.27	1,214	1,375
Physical neglect***	22	12.68	2,680	8	1.50	6,666	9,346
Medical neglect***	2	1.07	227	1	0.24	1,075	1,302
Failure to provide psych. Treatment***	–	–	–	1	0.11	497	504
Permitting criminal behaviour***	3	1.46	309	0	0.07	317	626
Abandonment***	9	5.33	1,126	3	0.57	2,525	3,651
Educational neglect***	4	2.14	452	1	0.19	841	1,293
Total Child Investigations	100	57.30	12,110	62	19.84	88,217	100,327

Canadian Incidence Study of Reported Child Abuse and Neglect, 2003

Analyses are based upon a sample of 5,372 substantiated child maltreatment investigations

\* $\chi^2$ ,  $p < 0.05$  \*\* $\chi^2$ ,  $p < 0.01$  \*\*\* $\chi^2$ ,  $p < 0.001$ 

## Emotional Maltreatment

Emotional maltreatment is a difficult category of maltreatment to document because often it does not involve a specific incident or visible injury. In addition, the effects of emotional maltreatment, although often severe, tend to become apparent over time (e.g., impaired cognitive, social, and emotional development). There is considerable variation in the extent to which emotional maltreatment is covered by provincial/territorial child welfare statutes. In Canada, a child is emotionally injured if there is impairment of the child's mental or emotional functioning or development, and if there are reasonable and probable grounds to believe that the emotional injury is the result of (a) rejection, (b) emotional, social, cognitive or physiological neglect, (c) deprivation of affection or cognitive stimulation, (d) exposure to domestic violence or severe domestic disharmony, (e) inappropriate criticism, threats, humiliation, accusations or expectations of or toward the child, (f) the mental or emotional

condition of the guardian of the child or of anyone living in the same residence as the child, (g) chronic alcohol or drug abuse by the guardian or by anyone living in the same residence of the child. Three forms of emotional maltreatment were tracked by the CIS-2003. A fourth form, exposure to non-intimate partner violence, was added after the start of the study to deal with the relatively large number of such investigations.

**Emotional Abuse:** The child has suffered or was at substantial risk of suffering from mental, emotional, or developmental problems caused by overtly hostile, punitive treatment, or habitual or extreme verbal abuse (threatening, belittling, etc.).<sup>7</sup>

<sup>7</sup> Instances in which children were displaying severe emotional problems requiring treatment and parents refused or did not cooperate with offered treatment, were classified as neglect cases under failure to provide treatment.

Table 3-7: Primary Forms of Substantiated Emotional Maltreatment in First Nations and Non-Aboriginal Child Maltreatment Investigations in Canada, Excluding Quebec, in 2003

	First Nations Child Investigations			Non-Aboriginal Child Investigations			Total
	%	Incidence per 1000 Children	Number of Child Investigations	%	Incidence per 1000 Children	Number of Child Investigations	
Emotional abuse***	9	4.85	1,026	11	2.19	9,736	10,762
Non-organic failure to thrive***	—	—	—	0	0.01	62	62
Emotional neglect ***	3	1.77	375	3	0.55	2,465	2,840
Exposure to non-intimate violence***	—	—	—	2	0.31	1,370	1,400
Total Child Investigations	100	57.30	12,110	100	19.84	88,217	100,327

Canadian Incidence Study of Reported Child Abuse and Neglect, 2003

Analyses are based upon a sample of 5,372 substantiated child maltreatment investigations

\*x<sup>2</sup>, p<0.05    \*\*x<sup>2</sup>, p<0.01    \*\*\*x<sup>2</sup>, p<0.001

**Non-Organic Failure to Thrive:** A child under 3 has suffered a marked retardation or cessation of growth for which no organic reasons can be identified. Failure to thrive cases where inadequate nutrition was the identified cause were classified as physical neglect. Non-organic failure to thrive is generally considered to be a form of psychological maltreatment; it has been classified as a separate category because of its particular characteristics.

**Emotional Neglect:** The child has suffered or is at substantial risk of suffering from mental, emotional, or developmental problems caused by inadequate nurturance/affection. If treatment was offered but caregivers were not cooperative, cases were classified under failure to provide treatment as well.

**Exposure to Non-Intimate Partner Violence:** A child has been a witness to violence occurring between adults in the child’s home environment (for example the child’s father and an acquaintance), excluding exposure to domestic violence.

In nine percent of First Nations child maltreatment investigations, emotional abuse was the primary form of substantiated emotional maltreatment (an estimated 1,026 cases or 4.85 investigations per 1,000 children). Emotional neglect was the primary form of substantiated emotional maltreatment in three percent or an estimated 375 First Nations child investigations (1.77 investigations per 1,000 children).

In non-Aboriginal child maltreatment investigations, emotional abuse was the primary form of substantiated emotional maltreatment in an estimated 9,736 cases or 11% of substantiated child investigation (2.19 investigations per 1,000 children). Emotional neglect was the primary form of substantiated emotional maltreatment in an estimated 2,465 non-Aboriginal child investigations (.55 investigations per 1,000 children). Exposure to non-intimate partner violence was the primary form of substantiated emotional maltreatment in 1,370 cases (.31 investigations per 1,000 children).

## Exposure to Domestic Violence

Although exposure to domestic violence is often categorized as a form of emotional maltreatment, development of child welfare policies and responses to domestic violence remain uneven across regions in Canada both in terms of definition and response. To facilitate the analysis of this rapidly expanding form of maltreatment it is described in this report as its own category.

**Exposure to Domestic Violence:** A child has been a witness to violence occurring between the caregivers (or a caregiver and his/her partner). This would include situations where the child

indirectly witnessed the violence (e.g. saw the physical injuries on his/her caregiver the next day or overheard the violence).

As can be seen in Table 3-8, in First Nations child maltreatment investigations, exposure to domestic violence was the primary substantiated form of abuse in 20% or an estimated 2,375 child investigations (5.93 investigations per 1,000 children) while in non-Aboriginal child maltreatment investigations, exposure to domestic violence was the primary substantiated form in 30% or an estimated 26,095 child maltreatment investigations (5.87 investigations per 1,000 children).

Table 3-8: Primary Substantiated Exposure to Domestic Violence in First Nations and Non-Aboriginal Child Maltreatment Investigations in Canada, Excluding Quebec, in 2003

	First Nations Child Investigations			Non-Aboriginal Child Investigations			Total
	%	Incidence per 1000 Children	Number of Child Investigations	%	Incidence per 1000 Children	Number of Child Investigations	
Exposure to Domestic Violence***	20	5.93	2,375	30	5.87	26,095	28,470
Total Child Investigations	100	30.24	12,110	100	19.84	88,217	100,327

Canadian Incidence Study of Reported Child Abuse and Neglect, 2003

Analyses are based upon a sample of 5,372 substantiated child maltreatment investigations

\* $\chi^2$ ,  $p < 0.05$     \*\* $\chi^2$ ,  $p < 0.01$     \*\*\* $\chi^2$ ,  $p < 0.001$

Table 3-9: Physical Harm in Primary Substantiated First Nations and Non-Aboriginal Child Maltreatment Investigations in Canada, Excluding Quebec, in 2003

	First Nations Child Investigations		Non-Aboriginal Child Investigations		Total
	%	Number of Child Investigations	%	Number of Child Investigations	
Physical Harm Not Noted	91	11,076	90	79,148	90,224
Physical Harm Noted	9	1,036	10	9,066	10,102
Total Child Investigations	100	12,112	100	88,214	100,326

Canadian Incidence Study of Reported Child Abuse and Neglect, 2003

Analyses are based on a sample of 5,372 substantiated child maltreatment investigations with information about physical harm

\* $\chi^2$ ,  $p < 0.05$     \*\* $\chi^2$ ,  $p < 0.01$     \*\*\* $\chi^2$ ,  $p < 0.001$

Table 3-10: Emotional Harm in Primary Substantiated First Nations and Non-Aboriginal Child Maltreatment Investigations in Canada, Excluding Quebec, in 2003

	First Nations Child Investigations		Non-Aboriginal Child Investigations		Total
	%	Number of Child Investigations	%	Number of Child Investigations	
Emotional Harm Not Noted	77	9,273	80	70,301	79,574
Emotional Harm Noted	23	2,839	20	17,573	20,412
Total Child Investigations	100	12,112	100	87,874	99,986

Canadian Incidence Study of Reported Child Abuse and Neglect, 2003

Analyses are based on a sample of 5,372 substantiated child maltreatment investigations with information about emotional harm.

\* $\chi^2$ ,  $p < 0.05$     \*\* $\chi^2$ ,  $p < 0.01$     \*\*\* $\chi^2$ ,  $p < 0.001$

### Physical Harm

The CIS-2003 tracked physical harm suspected or known to be caused by the investigated maltreatment.

In First Nations child maltreatment investigations, physical harm was identified in 9% of primary substantiated maltreatment investigations or an estimated 1,036 cases. In non-Aboriginal child maltreatment investigations, physical harm was identified in 10% of primary substantiated maltreatment investigations (an estimated 9,066 cases) (Table 3-9).

### Emotional Harm

Information on emotional harm was collected using a series of questions asking child welfare workers to describe emotional harm that had occurred after the maltreatment incidents. Workers were asked to include changes in the

child’s development (regression, withdrawal), self-regulation (sleep patterns, elimination), or emotions (child crying, clinging, or anxious) that they had observed or that had been described to them. These maltreatment-specific descriptions of emotional harm are not to be confused with the general child functioning ratings that are presented in Chapter 4.

Table 3-10 presents emotional harm identified during the child maltreatment investigations. In First Nations child maltreatment investigations, emotional harm was identified in 23% of primary substantiated maltreatment investigations or an estimated 2,839 cases. In non-Aboriginal child maltreatment investigations, emotional harm was identified in 20% of primary substantiated maltreatment investigations (an estimated 17,573 cases).

## 4) CHILD CHARACTERISTICS

This chapter provides a comparison of First Nations children and non-Aboriginal children investigated for reported maltreatment with respect to their age and functioning, in terms of the five primary categories of maltreatment (physical abuse, sexual abuse, neglect, emotional maltreatment and exposure to domestic violence).

The estimates presented in this chapter are weighted estimates derived from child maltreatment investigations conducted in 2003 in a sample of Canada's child welfare agencies. The sampling design and weighting procedures specific to the study should be considered before inferences are drawn from these estimates. The estimates do not include (1) incidents that were not reported to child welfare services, (2) reported cases that were screened out by child welfare services before being fully investigated, (3) new reports on cases already open by child welfare services, and (4) cases that were investigated only by the police.

### Child Age in Primary Substantiated Maltreatment Investigations

Table 4-1 presents the age of First Nations children and non-Aboriginal children in primary substantiated maltreatment investigations. The age distribution of substantiated maltreatment was similar for First Nations and non-Aboriginal children. The largest percentage of substantiated maltreatment investigations involved children between the ages of eight and 11 for both First Nations and non-Aboriginal children (27%, an estimated 3,286 child investigations and 29%, an estimated 25,590 child investigations, respectively). A quarter of First Nations children (an estimated 2,984 child investigations) and non-Aboriginal children (an estimated 22,396 child investigations) between the ages of 12 and 15 were involved in substantiated maltreatment investigations. Four to seven year olds accounted for almost a quarter of both the First Nations and non-Aboriginal children in substantiated child investigations (22%, an estimated 2,703 child investigations and 25%, an estimated 21,582 child investigations,



respectively). One to three year olds were involved in 18% (an estimated 2,230 First Nations child investigations) and 15% (an estimated 13,054 non-Aboriginal child investigations) of substantiated child maltreatment investigations. Infants accounted for the smallest number of substantiated child maltreatment investigations (8%, an estimated 909 First Nations child investigations and 6% an estimated 5,593 non-Aboriginal child investigations).

### Child Functioning

Child functioning was documented on the basis of a checklist of problems developed in consultation with child welfare workers and researchers to reflect the types of concerns that may be identified during an investigation. The checklist is not a validated measurement instrument for which population norms have been established.<sup>29</sup> The checklist documents only problems that child welfare workers assess as being present during their investigation and may therefore undercount the occurrence of child functioning problems.<sup>30</sup> Nevertheless, it provides an important estimate of the types of concerns that are identified during child maltreatment investigations.

Investigating workers were asked to indicate problems that had been confirmed by a formal diagnosis and/or directly observed, as well as

<sup>29</sup> A number of child functioning measures with established norms exist; however, these are not consistently used in child welfare settings and could not be feasibly used in the context of the FNIS.

<sup>30</sup> Although child welfare workers assess the safety of children, they do not routinely conduct a detailed assessment of child functioning. Items on the checklist included only issues that workers happened to become aware of during their investigation. A more systematic assessment would therefore likely lead to the identification of more issues than noted by workers in the CIS-2003.



**Table 4-1: Child Age in Primary Substantiated First Nations and Non-Aboriginal Child Maltreatment Investigations in Canada, Excluding Quebec, in 2003**

Child Age Category	First Nations Child Investigations		Non-Aboriginal Child Investigations		Total
	%	Number of Child Investigations	%	Number of Child Investigations	
<1 Year***	8	909	6	5,593	6,502
1-3 Years***	18	2,230	15	13,054	15,284
4-7 Years***	22	2,703	25	21,582	24,285
8-11 Years***	27	3,286	29	25,590	28,876
12-15 Years***	25	2,984	25	22,396	25,380
Total Child Investigations	100	12,112	100	88,215	100,327

Canadian Study of Reported Child Abuse and Neglect 2003

Analyses are based on a sample of 5,372 substantiated child maltreatment investigations with information about child age

\*x<sup>2</sup>, p<0.05    \*\*x<sup>2</sup>, p<0.01    \*\*\*x<sup>2</sup>, p<0.001

issues that they suspected were problems but could not fully verify at the time of the investigation.<sup>31</sup> The 6-month period before the investigation was used as a reference point where applicable. Child functioning classifications that reflect physical, emotional, cognitive, and behavioural issues were documented with a checklist that included the following categories:

**Depression or Anxiety:** Feelings of depression or anxiety that persist for most of every day for two weeks or longer, and interfere with the child’s ability to manage at home and at school.

**ADD/ADHD:** Attention Deficit Disorder/ Attention Deficit

Hyperactivity Disorder included: distractibility; impulsivity; hyperactivity. These behaviours are very noticeable, occur over a long period of time in many situations, and are troublesome to others.

**Negative Peer Involvement:** Child has been involved in high-risk peer activities, such as gang activities, graffiti or vandalism.

**Alcohol Abuse:** Problematic consumption of alcohol (consider age, frequency and severity).

**Drug/Solvent Abuse:** Included prescription drugs, illegal drugs and solvents.

**Self-Harming Behaviour:** Child has engaged in high-risk or life-threatening behaviour such as suicide attempts, physical mutilation or cutting.

**Violence Towards Others:** Child has displayed aggression and violence toward other children or adults.

**Running (one incident):** Child has run away from home (or other residence) on at least one occasion, for at least one overnight period.

<sup>31</sup> This report refers to both confirmed and suspected problems as “indicated”.



**Inappropriate Sexual Behaviour:** Child has been involved in inappropriate sexual behaviour.

**Other Emotional or Behavioural problem:** The child has significant emotional or behavioural problems other than those describes above.

**Learning Disability:** A child has identified learning deficits in one or more areas of mental functioning (e.g. language usage, numbers, speech, reading, work comprehension).

**Specialized Education Services:** Child has been involved in special education program for learning disability, special needs, or behaviour problems.

**Irregular School Attendance:** Child has shown irregular attendance and truancy (more than 5 days/month).

**Developmental Delay:** Child has delayed intellectual development. Typically it is diagnosed when a child does not reach his/her developmental milestones at expected times. It includes speech and language development, fine and gross motor skills and or personal and social skills.

**Physical Disability:** The child has a long-lasting condition that substantially limits one or more basic physical activities such as walking, climbing stairs, reaching, lifting or carrying. This includes sensory disability conditions such as blindness, deafness or a severe vision or hearing impairment that noticeably affects activities of daily living.

**Substance Abuse Related Birth Defect:** Child has a diagnosis or indication of birth defect(s) related to substance abuse by the biological parent (e.g. Fetal Alcohol Syndrome (FAS)/Fetal Alcohol Effect (FAE), cocaine addiction or solvent abuse).

**Positive Toxicology at Birth:** The child, at birth, tested positive for the presence of drugs or alcohol.

**Other Health Condition:** Child has ongoing physical health condition (e.g. chronic disease, and frequent hospitalization).

**Psychiatric Disorder:** Child has diagnosis of psychiatric disorder by a psychiatrist (e.g. conduct disorder, anxiety disorder).

**Youth Criminal Justice Act Involvement:** Child has been involved in charges, incarceration, or alternative measures with the youth justice system.

**Other:** Any other child or family focused referral.

Table 4-2 presents child functioning characteristics that affect the physical, emotional, behavioural and cognitive health of First Nations and non-Aboriginal children in substantiated child maltreatment investigations.

Investigating workers noted irregular school attendance in 30% of substantiated maltreatment (an estimated 3,670 child investigations) involving a First Nations child. The second most frequently reported category for substantiated child maltreatment investigations involving First Nations children was other behavioural or emotional problems (29%, an estimated 3,548 child investigations). In 21% of substantiated maltreatment investigations involving a First Nations child, the investigating worker noted negative peer involvement while learning disabilities and depression or anxiety was noted in 19% (an estimated 2,311) and 17% (an estimated 2,095 child investigations).

In 27% of substantiated maltreatment investigations involving non-Aboriginal children (an estimated 23,518 child investigations), other behavioural or emotional problems were noted. Depression or anxiety was noted in 17% of substantiated maltreatment investigations (an estimated 15,312 child investigations) involving non-Aboriginal children. Fifteen percent of

substantiated maltreatment investigations involved non-Aboriginal children who were reported to have a learning disability by the investigating worker. The fourth most commonly reported child functioning issue for non-Aboriginal children in substantiated child maltreatment investigations was ADD or ADHD, which was noted in 13% (an

estimated 11,434) of substantiated investigations. Negative peer involvement and specialized education services were both noted in 12% (an estimated 10,899 and 10,507 respectively) of substantiated child maltreatment investigations involving non-Aboriginal children.

**Table 4-2: Child Risk Factors in Primary Substantiated First Nations and Non-Aboriginal Child Maltreatment Investigations in Canada, Excluding Quebec, in 2003**

Child Risk Factors	First Nations Child Investigations		Non-Aboriginal Child Investigations		Total
	%	Number of Child Investigations	%	Number of Child Investigations	
Depression or Anxiety	17	2,095	17	15,312	17,407
ADD/ADHD	11	1,277	13	11,434	12,711
Negative Peer Involvement*	21	2,507	12	10,899	13,406
Alcohol Abuse***	10	1,191	3	2,691	3,882
Drug/Solvent Abuse***	12	1,432	3	3,021	4,453
Self-harming Behaviour	6	706	4	3,709	4,415
Violence Toward Others	11	1,284	11	10,061	11,345
Running*	8	997	5	4,784	5,781
Inappropriate Sexual Behaviour	6	686	5	4,193	4,879
Other Beh/Emot Problems*	29	3,548	27	23,518	27,066
Learning Disability	19	2,311	15	12,981	15,292
Specialized Education Services	10	1,264	12	10,507	11,771
Irregular School Attendance***	30	3,670	11	9,608	13,278
Developmental Delay***	16	1,924	9	8,238	10,162
Physical Disability	2	192	2	1,824	2,016
Substance Abuse-Related Birth Defects***	9	1,133	2	1,533	2,666
Positive Toxicology at Birth***	2	255	1	720	975
Other Health Condition*	5	604	4	3,720	4,324
Psychiatric Disorder	3	401	4	3,353	3,754
Youth Criminal Justice Act Involvement**	5	582	2	1,668	2,250
<b>Total Child Investigations</b>	<b>100</b>	<b>12,110</b>	<b>100</b>	<b>88,215</b>	<b>100,325</b>

Canadian Incidence Study of Reported Child Abuse and Neglect, 2003

Analyses are based upon a sample of 5,372 substantiated child maltreatment investigations with information about child functioning

\*x<sup>2</sup>, p<0.05    \*\*x<sup>2</sup>, p<0.01    \*\*\*x<sup>2</sup>, p<0.001

**Table 4-3: Number of Child Functioning Concerns in Primary Substantiated First Nations and Non-Aboriginal Child Maltreatment Investigations in Canada, Excluding Quebec, in 2003**

Child Functioning Concerns ***	First Nations Child Investigations		Non-Aboriginal Child Investigations		Total
	%	Number of Child Investigations	%	Number of Child Investigations	
No Concerns	6	712	19	16,886	17,598
One Concern	12	1,411	21	18,596	20,007
Two or More Concerns	82	9,988	60	52,733	62,721
Total Child Investigations	100	12,111	100	88,215	100,326

Canadian Incidence Study of Reported Child Abuse and Neglect, 2003

Analyses are based upon a sample of 5,372 substantiated child maltreatment investigations with information about number of child functioning concerns

\* $\chi^2$ ,  $p < 0.05$     \*\* $\chi^2$ ,  $p < 0.01$     \*\*\* $\chi^2$ ,  $p < 0.001$

## Number of Child Functioning Concerns

In order to inform further analysis regarding child functioning issues and service dispositions the child risk factor data was grouped into three categories: no concerns noted, one concern noted, and two or more concerns noted.

In 82% of substantiated child maltreatment investigations involving a First Nations child, two or more child functioning concerns were noted. One child functioning concern was noted in 12% of all substantiated First Nations child maltreatment investigations. In six percent of substantiated child maltreatment investigations involving a First Nations child, no child functioning concerns were noted.

In 60% of substantiated non-Aboriginal child maltreatment investigations, two or more child functioning concerns were noted. One child functioning concern was noted in 21% of all substantiated non-Aboriginal child maltreatment investigations. In 19% of substantiated non-Aboriginal child maltreatment investigations, no child functioning concerns were noted.

## 5) CAREGIVER CHARACTERISTICS

This chapter provides an overview of the caregiver characteristics and risk factors of investigated First Nations and non-Aboriginal children tracked by the CIS-2003. The CIS-2003 gathered information on up to two of the child's parents or caregivers.<sup>32</sup> For each listed caregiver, investigating workers were asked to choose the category that best described the relationship between the caregiver and the children in the home. If a caregiver was a biological parent to one child and a step-parent to another child in the family, workers were asked to use "step-parent" to describe that caregiver.<sup>33</sup> If recent household changes had occurred, investigating workers were asked to describe the situation at the time the referral was made.

<sup>32</sup> The two-caregiver limit was required to accommodate the form length restrictions set for the Household Information Sheet. The caregiver information usually corresponded to the parents and/or step-parent living in the home; if there was only one caregiver living in the home and a second living outside the home, information was gathered on both of these, but is not reported here.

<sup>33</sup> This compromise was needed because the Household Information Sheet served as a common information source for all the children in the family. A much more extensive set of questions would have been required had the CIS-2003 gathered child-specific caregiver information, leading to a significantly longer form.

The estimates presented in this chapter are weighted estimates derived from child maltreatment investigations conducted in 2003 in a sample of Canada’s child welfare services. The sampling design and weighting procedures specific to the study should be considered before inferences are drawn from these estimates. The estimates do not include (1) incidents that were not reported to child welfare services, (2) reported cases that were screened out by child welfare services before being fully investigated, (3) new reports on cases already open by child welfare services, and (4) cases that were investigated only by the police.

### Parents and Caregivers in the Home

Table 5-1 describes the parents and other caregivers looking after First Nations and non-Aboriginal investigated children. Half (an estimated 6,029) of all substantiated First Nations child investigations involved children who lived with one parent (46% living with a lone mother and four percent with a lone father). Twenty-three percent of substantiated First Nations child investigations involved children who lived with their two biological parents, and 12% lived in a two-parent blended family in which one of the caregivers was a step-parent, a common-law partner, or an adoptive parent who was not the

biological parent of at least one of the children in the family. Eight percent of substantiated First Nations child investigations involved a biological parent living with another adult who also acted as a caregiver to the child (i.e. grandparent, aunt/uncle).

Forty-three percent (an estimated 37,934) of all substantiated non-Aboriginal child investigations, involved children who lived with a lone parent (39% with a lone mother and 4% with a lone father). Thirty-three percent of substantiated non-Aboriginal child investigations involved children who lived with their two biological parents, and 16% lived in a two-parent blended family in which one of the caregivers was a step-parent, a common-law partner, or an adoptive parent who was not the biological parent of at least one of the children in the family. Three percent of substantiated non-Aboriginal child investigations involved a biological parent living with another adult who also acted as a caregiver to the child (i.e. grandparent, aunt/uncle).

The proportion of substantiated child investigations (both for First Nations and non-Aboriginal children) that documented a single parent household is much higher than the household trends for Canada. Census data as

**Table 5-1: Household Structure in Primary Substantiated First Nations and Non-Aboriginal Child Maltreatment Investigations in Canada, Excluding Quebec, in 2003**

Household Structure *	First Nations Child Investigations		Non-Aboriginal Child Investigations		Total
	%	Number of Child Investigations	%	Number of Child Investigations	
Two Bio-Parents	23	2,751	33	29,066	31,817
Two Parents Blended	12	1,474	16	14,472	15,946
Bio-Parent and Other	8	943	3	2,461	3,404
Lone Mother	46	5,588	39	34,057	39,645
Lone Father	4	441	4	3,877	4,318
Other	8	914	5	4,281	5,195
<b>Total Child Investigations</b>	<b>100</b>	<b>12,111</b>	<b>100</b>	<b>88,214</b>	<b>100,325</b>

Canadian Incidence Study of Reported Child Abuse and Neglect, 2003

Analyses are based upon a sample of 5,372 substantiated child maltreatment investigations with information about household structure

\*x<sup>2</sup>, p<0.05    \*\*x<sup>2</sup>, p<0.01    \*\*\*x<sup>2</sup>, p<0.001

2001 showed that families led by female parents represented 18% of families with children under the age of 17, whereas 78% of the families were led by two-parents.<sup>34</sup>

### Caregiver Functioning Risk Factors

Concerns related to caregiver functioning and family stressors were examined by investigating workers using a checklist of 10 items that were asked about each caregiver. Where applicable, the reference point for identifying concerns about caregiver functioning was the previous six months.<sup>35</sup> The checklist included:

**Alcohol Abuse:** The use of alcohol poses a problem for the household.

**Drug/Solvent Abuse:** At least one caregiver abuses prescription drugs, illegal drugs or solvents.

**Criminal Activity:** At least one caregiver is absent due to incarceration, or is involved in criminal activity (drug dealing, theft or prostitution). This did not include a criminal history for domestic violence.

**Cognitive Impairment:** The cognitive ability of at least one caregiver is known to or suspected to have an impact on the quality of care giving provided in the household.

**Mental Health Issues:** At least one caregiver is known or suspected to have mental health problems.

34 Canada. Statistics Canada. Census of Canada, 2001: Age groups of children at home and family structure for census families in private households for Census Divisions and subdivisions [computer file]. Ottawa: Ont.: Statistics Canada [producer and distributor], October 22, 2002 (95F0313XCB01064).

35 Most items were rated on a four point scale differentiating "confirmed", "suspected", "no" and "unknown" caregiver functioning issues. A caregiver functioning or family stressor was classified as confirmed if a problem had been diagnosed, observed by the investigating worker or another worker, or disclosed by the caregiver. An issue was classified as suspected if investigating workers' suspicions were sufficient to include the concern in their written assessment of the family or in transfer summary to a colleague. For the purposes of the present report, the categories of confirmed and suspected have been collapsed. A comparison of the ratings will be completed in subsequent analyses.

**Physical Health Issues:** At least one caregiver is known or suspected to have a chronic illness, frequent hospitalizations, or a physical disability.

**Few Social Supports:** At least one caregiver is known or suspected to be socially isolated or lacking in social supports.

**Maltreated as a Child:** Either caregiver is known or suspected to have suffered maltreatment as a child.

Table 5-2(a) describes caregiver functioning issues that were noted by investigating workers for female caregivers in both substantiated First Nations and non-Aboriginal child maltreatment investigations. The most frequently noted concerns for female caregivers in substantiated First Nations child investigations were: alcohol abuse (55%), few social supports (53%), maltreated as a child (44%) drug or solvent abuse (33%) and mental health issues (26%). The most frequently noted concerns for female caregivers in substantiated non-Aboriginal child investigations were: few social supports (38%), mental health issues (26%), maltreated as a child (22%), alcohol abuse (12%), drug or solvent abuse (10%) and physical health issues (10%).

Table 5-2(b) presents caregiver functioning issues that were noted by investigating workers for male caregivers in both substantiated First Nations and non-Aboriginal child maltreatment investigations.<sup>36</sup> The most frequently noted concerns for male caregivers in substantiated First Nations child investigations were: alcohol abuse (74%), drug or solvent abuse (49%), few social supports (40%), criminal activity (37%), and maltreated as a child (28%). The most frequently noted concerns for male caregivers in substantiated non-Aboriginal child investigations were: few social supports (32%), alcohol abuse (24%), mental health issues (17%), maltreated as a child (16%), drug or solvent abuse (13%) and criminal activity (13%).

36 Female caregiver functioning table and male caregiver functioning table includes only caregivers in the home where the child maltreatment investigation occurred.



Table 5-2(a): Female Caregiver Risk Factors in Primary Substantiated First Nations and Non-Aboriginal Child Maltreatment Investigations in Canada, Excluding Quebec, in 2003

Female Caregiver Risk Factors	First Nations Child Investigations		Non-Aboriginal Child Investigations		Total
	%	Number of Child Investigations	%	Number of Child Investigations	
Alcohol Abuse***	55	6,392	12	9,865	37,094
Drug/Solvent Abuse***	33	3,809	10	8,469	24,574
Criminal Activity***	19	2,182	6	4,862	21,379
Cognitive Impairment***	19	2,197	8	6,942	13,381
Mental Health Issues	26	3,006	26	21,917	35,701
Physical Health Issues***	13	1,454	10	8,375	15,083
Few Social Supports***	53	6,184	38	31,868	45,786
Maltreated as Child***	44	5,047	22	18,426	31,837
Total Child Investigations		11,587		83,663	95,250

Canadian Incidence Study of Reported Child Abuse and Neglect, 2003

Analyses are based on a sample of 5,372 substantiated child maltreatment investigations with information about female caregiver

\*X<sup>2</sup>, p<0.05    \*\*X<sup>2</sup>, p<0.01    \*\*\*X<sup>2</sup>, p<0.001

## Number of Caregiver Functioning Concerns

In order to inform further analysis regarding caregiver functioning concerns and service dispositions caregiver risk factor data were grouped into the following three categories: no concerns noted, one concern noted, and two or more concerns noted, and included caregiver concerns noted for the male or female caregiver living in the home at the time of the investigation.

Two or more caregiver functioning concerns were noted in 42% of substantiated child maltreatment investigations involving a First Nations child and one caregiver functioning concern was noted in 17% of all substantiated First Nations child maltreatment investigations. In 41% percent of substantiated child maltreatment investigations involving a First Nations child no caregiver functioning concerns were noted.

In 33% of substantiated non-Aboriginal child maltreatment investigations two or more caregiver functioning concerns were noted. One caregiver

functioning concern was noted in 16% of all substantiated non-Aboriginal child maltreatment investigations. In 51% of substantiated non-Aboriginal child maltreatment investigations no caregiver functioning concerns were noted.

## 6) HOUSEHOLD CHARACTERISTICS

Chapter 6 provides an overview of the characteristics of the households of investigated First Nations and non-Aboriginal children tracked by the CIS-2003. Household characteristics include household composition, housing information, and source of household income. For the purpose of the CIS-2003, a household was defined as the primary residence of the child when the investigation was initiated.

The estimates presented in this chapter are weighted estimates derived from child maltreatment investigations conducted in 2003 in

**Table 5-2(b): Male Caregiver Risk Factors in Primary Substantiated First Nations and Non-Aboriginal Child Maltreatment Investigations in Canada, Excluding Quebec, in 2003**

Male Caregiver Risk Factors	First Nations Child Investigations		Non-Aboriginal Child Investigations		Total
	%	Number of Child Investigations	%	Number of Child Investigations	
Alcohol Abuse***	74	4,038	24	12,360	37,094
Drug/Solvent Abuse***	49	2,689	13	6,601	24,574
Criminal Activity***	37	2,002	13	6,601	21,379
Cognitive Impairment***	22	1,199	6	2,977	13,381
Mental Health Issues***	19	1,036	17	8,919	35,701
Physical Health Issues	8	458	8	4,102	15,083
Few Social Supports**	40	2,190	32	16,345	45,786
Maltreated as Child***	28	1,497	16	8,271	31,837
<b>Total Child Investigations</b>		<b>5,434</b>		<b>51,190</b>	<b>56,624</b>

Canadian Incidence Study of Reported Child Abuse and Neglect, 2003

Analyses are based on a sample of 5,372 substantiated child maltreatment investigations with information about male caregiver

\* $\chi^2$ ,  $p < 0.05$     \*\* $\chi^2$ ,  $p < 0.01$     \*\*\* $\chi^2$ ,  $p < 0.001$

a sample of Canada's child welfare services. The sampling design and weighting procedures specific to the study should be considered before inferences are drawn from these estimates. The estimates do not include (1) incidents that were not reported to child welfare services, (2) reported cases that were screened out by child welfare services before being fully investigated, (3) new reports on cases already open by child welfare services, and (4) cases that were investigated only by the police.

## Housing Type

Investigating workers were asked to select the housing accommodation category that best described the investigated child's household living situation. The types of housing included:

**Own Home:** A purchased house, condominium, or townhouse.

**Rental Accommodation:** A private rental house, townhouse or apartment.

**Public Housing:** A rental unit in a public housing complex (i.e. rent-subsidized, government-owned

housing), a house, townhouse or apartment on a military base, or band housing.

**Shelter/Hotel:** A homeless or family shelter, SRO hotel (single room occupancy), or motel accommodation.

**Unknown:** Housing accommodation was unknown.

**Other:** Any other form of shelter.

At the time of the study, 79% of all substantiated First Nations child investigations involved children living in rental accommodations (48% private rentals and 31% in public housing including band housing). Ten percent involved First Nations children living in purchased homes, five percent in other accommodations, and two percent in shelters or hotels. In four percent of substantiated investigations, workers did not have enough information to describe the housing type (Table 6-1).

Fifty-three percent of all substantiated non-Aboriginal child investigations involved children

**Table 5-3: Number of Caregiver Functioning Concerns in Primary Substantiated First Nations and Non-Aboriginal Child Maltreatment Investigations in Canada, Excluding Quebec, in 2003**

	First Nations Child Investigations		Non-Aboriginal Child Investigations		Total
	%	Number of Child Investigations	%	Number of Child Investigations	
Caregiver Concerns ***					
No Caregiver Concerns	41	4,999	51	45,313	50,312
One Caregiver Concern	17	2,048	16	13,941	15,989
Two or More Concerns	42	5,064	33	28,960	34,024
Total Child Investigations	100	12,111	100	88,214	100,325

Canadian Incidence Study of Reported Child Abuse and Neglect, 2003

Analyses are based upon a sample of 5,372 substantiated child maltreatment investigations with information about caregiver functioning concerns

\*x<sup>2</sup>, p<0.05    \*\*x<sup>2</sup>, p<0.01    \*\*\*x<sup>2</sup>, p<0.001

**Table 6-1: Housing Type in Primary Substantiated First Nations and Non-Aboriginal Child Maltreatment Investigations in Canada, Excluding Quebec, in 2003**

	First Nations Child Investigations		Non-Aboriginal Child Investigations		Total
	%	Number of Child Investigations	%	Number of Child Investigations	
Housing Type ***					
Own Home	10	1,189	36	31,540	32,729
Private Rental	48	5,828	43	37,821	43,649
Public Rental	31	3,712	10	8,389	12,101
Shelter/Hotel	2	294	1	819	1,113
Other	5	591	3	2,324	2,915
Unknown	4	496	8	7,321	7,817
Total Child Investigations	100	12,110	100	88,214	100,324

Canadian Incidence Study of Reported Child Abuse and Neglect, 2003

Analyses are based upon a sample of 5,372 substantiated child maltreatment investigations with information about housing type

\*x<sup>2</sup>, p<0.05    \*\*x<sup>2</sup>, p<0.01    \*\*\*x<sup>2</sup>, p<0.001

living in rental accommodations (43% private rentals and 10% public housing), 36% involved non-Aboriginal children living in purchased homes, three percent in other accommodations, and one percent in shelters or hotels. In eight percent of substantiated investigations, workers did not have enough information to describe the housing type (Table 6-1).

A much higher proportion of substantiated child investigations (First Nations or non-Aboriginal

children) documented rental accommodations (public or private) as the housing category compared to non-Aboriginal families with children in Canada. According to the 2001 census, 74% of families with never married children still living in the home, owned their home, 25% rented their home and one percent lived in Band housing.<sup>37</sup>

<sup>37</sup> Canada. Statistics Canada. Census of Canada 2001: Household type and structural type of dwelling for census families [computer file]. Ottawa: Statistics Canada [producer and distributor], October 22, 2002 (97F00006XCB01007).

**Table 6-2: Unsafe Housing Conditions in Primary Substantiated First Nations and Non-Aboriginal Child Maltreatment Investigations in Canada, Excluding Quebec, in 2003**

	First Nations Child Investigations		Non-Aboriginal Child Investigations		Total
	%	Number of Child Investigations	%	Number of Child Investigations	
Unsafe Housing Conditions ***					
Not Noted	69	8,302	87	77,036	85,338
Noted	24	2,938	7	5,948	8,886
Unknown	7	864	6	5,231	6,095
Total Child Investigations	100	12,104	100	88,215	100,319

Canadian Incidence Study of Reported Child Abuse and Neglect, 2003

Analyses are based upon a sample of 5,372 substantiated child maltreatment investigations with information about household safety

\* $\chi^2$ ,  $p < 0.05$  \*\* $\chi^2$ ,  $p < 0.01$  \*\*\* $\chi^2$ ,  $p < 0.001$

**Table 6-3: Crowded Housing Conditions in Primary Substantiated First Nations and Non-Aboriginal Child Maltreatment Investigations in Canada, Excluding Quebec, in 2003**

	First Nations Child Investigations		Non-Aboriginal Child Investigations		Total
	%	Number of Child Investigations	%	Number of Child Investigations	
Crowded Housing ***					
Not Noted	75	9,059	90	79,109	88,168
Noted	21	2,581	7	5,924	8,505
Unknown	4	471	4	3,181	3,652
Total Child Investigations	100	12,111	100	88,214	100,325

Canadian Incidence Study of Reported Child Abuse and Neglect, 2003

Analyses are based upon a sample of 5,372 substantiated child maltreatment investigations with information about crowded housing

\* $\chi^2$ ,  $p < 0.05$  \*\* $\chi^2$ ,  $p < 0.01$  \*\*\* $\chi^2$ ,  $p < 0.001$

## Housing Conditions

In addition to housing type, investigating workers were asked to indicate whether the investigated child lived in unsafe housing conditions where children were at risk of injury or impairment from their living situation (e.g. broken windows, insufficient heat, parents and children sharing a single room).

Housing conditions were described as unsafe in 24% (an estimated 2,938) of substantiated First Nations child investigations and overcrowded

in 21% (an estimated 2,581). In seven percent of substantiated Non-Aboriginal child maltreatment investigations, housing conditions were described as unsafe and/or overcrowded (an estimated 5,948 and 5,924 respectively) (See Table 6-2 and Table 6-3).

## Source of Income

Investigating workers were requested to choose the income source that best described the primary source of the household income. Income source was designated by five possible classifications:

**Table 6-4: Household Source of Income in Primary Substantiated First Nations and Non-Aboriginal Child Maltreatment Investigations in Canada, Excluding Quebec, in 2003**

Household Source of Income ***	First Nations Child Investigations		Non-Aboriginal Child Investigations		Total
	%	Number of Child Investigations	%	Number of Child Investigations	
Full-time Employment	26	3,110	62	54,735	57,845
Part-time Employment	16	1,965	12	10,335	12,300
Other Benefits or Unemployment	49	5,881	20	17,890	23,771
Unknown Source	9	1,106	5	4,457	5,563
No Source of Income	0	–	1	784	834
<b>Total Child Investigations</b>	<b>100</b>	<b>12,112</b>	<b>100</b>	<b>88,201</b>	<b>100,313</b>

Canadian Incidence Study of Reported Child Abuse and Neglect, 2003

Analyses are based upon a sample of 5,372 substantiated child maltreatment investigations with information about household source of income

\*x<sup>2</sup>, p<0.05    \*\*x<sup>2</sup>, p<0.01    \*\*\*x<sup>2</sup>, p<0.001

**Table 6-5: Number of Household Moves (Past 12 Months) in Primary Substantiated First Nations and Non-Aboriginal Child Maltreatment Investigations in Canada, Excluding Quebec, in 2003**

Number of Moves ***	First Nations Child Investigations		Non-Aboriginal Child Investigations		Total
	%	Number of Child Investigations	%	Number of Child Investigations	
No Moves	34	4,098	52	45,573	49,671
One Move	18	2,195	17	14,817	17,012
Two Moves	9	1,040	6	4,836	5,876
Three or More Moves	14	1,733	4	3,353	5,086
Unknown Moves	25	3,045	22	19,112	22,157
<b>Total Child Investigations</b>	<b>100</b>	<b>12,111</b>	<b>100</b>	<b>87,691</b>	<b>99,802</b>

Canadian Incidence Study of Reported Child Abuse and Neglect, 2003

Analyses are based upon a sample of 5,372 substantiated child maltreatment investigations with information about number of household moves

\*x<sup>2</sup>, p<0.05    \*\*x<sup>2</sup>, p<0.01    \*\*\*x<sup>2</sup>, p<0.001

Full Time Employment: A caregiver is employed in a permanent, full-time position.

Part Time/Seasonal Employment/  
Multiple Jobs: Family income is derived primarily from part-time employment (less than 30 hours/week), full-time or part-time positions for temporary periods of the year,

or several part-time temporary jobs. Neither caregiver is employed in a permanent, full-time position.

Employment Insurance (EI)/Social Assistance/Other Benefit: Family income is derived primarily from employment insurance, social assistance or other benefits (e.g. long-term disability, pension, or child support).



Unknown: Source of income was not known.

No Source: There is no reliable source of income for the family. Income may be earned through illicit activities. Caregiver(s) may work at temporary jobs, but these are not predictable and cannot be relied on for financial budgeting.

Table 6-4 shows the source of income for the households of children with substantiated maltreatment as tracked by the CIS-2003. Forty-nine percent (an estimated 5,881) of substantiated First Nations child investigations involved families who derived their income primarily from unemployment insurance or other benefits. Twenty-six percent (an estimated 3,110) of First Nations substantiated child investigations involved families whose primary source of income was full-time employment. Sixteen percent (an estimated 1,965) of substantiated First Nations child investigations involved families who primarily derived their income from part-time employment. In nine percent of substantiated First Nations child investigation the primary source of income was unknown to the investigating worker.

Sixty-two percent or an estimated 54,735 substantiated non-Aboriginal child investigations involved families whose primary source of income was full-time employment. In 20% (an estimated 17,890) of substantiated non-Aboriginal child investigations the primary source of family income was unemployment insurance or other benefits. Twelve percent of substantiated non-Aboriginal child investigations involved families whose primary source of income was part-time employment. In an additional five percent of substantiated non-Aboriginal child investigations the primary source of income was unknown to the investigating worker.

### Number of Household Moves

Workers were also asked to note the number of family moves in the 12 months prior to the current investigation (Table 6-5).

In 34% (an estimated 4,098) of substantiated investigations involving a First Nations child, the

family had not moved in the previous 12 months, whereas 41% (an estimated 4,968) of substantiated First Nations child investigations involved families that had moved at least once in the previous 12 months. In 25% of substantiated First Nations child investigations the number of moves was unknown to the investigating worker.

In over half (52% or an estimated 45,573) of substantiated non-Aboriginal child investigations, the family had not moved in the previous 12 months, whereas, 27% (an estimated 23,006) of substantiated non-Aboriginal child investigations involved families that had moved at least once in the previous 12 months. In 22% of substantiated non-Aboriginal child investigations the number of moves was unknown to the investigating worker.

## 7) CASE CHARACTERISTICS

Case characteristics documented by the CIS-2003 Maltreatment Assessment Form include: (1) duration of maltreatment; (2) previous family openings; (3) provision of ongoing child welfare services; (4) application to child welfare court; police involvement and criminal charges for child maltreatment; (5) placement of children in out-of-home care; and (6) referral sources for primary substantiated maltreatment. The data presented on service dispositions in this chapter should be interpreted with care because they track only case events that occurred during the initial child welfare investigation. Additional referrals for services, admissions to out-of-home care, court applications, and criminal charges are likely to occur for cases kept open after the initial investigation. It should also be noted that investigation intervention statistics presented in this chapter apply only to child welfare cases open because of alleged maltreatment. Children referred to child welfare services for reasons other than child maltreatment (e.g. behavioural or emotional problems, see Appendix 2) may have been admitted to care or been subject to child welfare court proceedings, but were not tracked by the CIS-2003.

The estimates presented in this chapter

are weighted estimates derived from child maltreatment investigations conducted in 2003 in a sample of Canada’s child welfare services. The sampling design and weighting procedures specific to the study should be considered before inferences are drawn from these estimates. The estimates do not include (1) incidents that were not reported to child welfare services, (2) reported cases that were screened out by child welfare services before being fully investigated, (3) new reports on cases already open by child welfare services, and (4) cases that were investigated only by the police.

The tables in this chapter present information for each of the specific child welfare interventions in terms of the number of child investigations for both First Nations and non-Aboriginal children.

### Previous Case Openings

Table 7-1 shows the following case information: the numbers of previous family case openings of investigated children. The data are presented for both substantiated First Nations and non-Aboriginal child maltreatment investigations.

Seventy-nine percent of substantiated First Nations child investigations (an estimated 9,543 children) had a previous case opening. Fifty-nine percent of substantiated non-Aboriginal child investigations (an estimated 51,904) had a previous case opening.

### Duration of Maltreatment

Table 7-2 presents the duration of maltreatment

**Table 7-1: Number of Previous Family Case Openings in Primary Substantiated First Nations and Non-Aboriginal Child Maltreatment Investigations in Canada, Excluding Quebec, in 2003**

	First Nations Child Investigations		Non-Aboriginal Child Investigations		Total
	%	Number of Child Investigations	%	Number of Child Investigations	
Previous Openings (ns)					
No Previous Opening	17	2,079	40	35,718	37,797
Previous Opening	79	9,543	59	51,904	61,447
Unknown Openings	4	489	1	558	1,047
Total Child Investigations	100	12,111	100	88,215	100,326

Canadian Incidence Study of Reported Child Abuse and Neglect, 2003

Analyses are based upon a sample of 5,372 substantiated child maltreatment investigations with information about previous case opening

\*x<sup>2</sup>, p<0.05    \*\*x<sup>2</sup>, p<0.01    \*\*\*x<sup>2</sup>, p<0.001

**Table 7-2: Duration of Maltreatment in Primary Substantiated First Nations and Non-Aboriginal Child Malreatment Investigations in Canada, Excluding Quebec, in 2003**

	First Nations Child Investigations		Non-Aboriginal Child Investigations		Total
	%	Number of Child Investigations	%	Number of Child Investigations	
Duration of Maltreatment*					
Single Incident	28	3,393	33	29,786	33,179
Multiple incident < 6 months	19	2,298	17	14,903	17,201
Multiple incident > 6 months	37	4,392	36	30,997	35,389

Canadian Incidence Study of Reported Child Abuse and Neglect, 2003

Analyses are based on a sample of 5,316 substantiated child maltreatment investigations with information about duration of maltreatment

\*x<sup>2</sup>, p<0.05    \*\*x<sup>2</sup>, p<0.01    \*\*\*x<sup>2</sup>, p<0.001

for both substantiated First Nations and non-Aboriginal child maltreatment investigations.

Duration of maltreatment was documented on a three-point scale:

- 1) Single incident
- 2) Multiple incidents for less than six months
- 3) Multiple incidents for more than six months

Given the length restrictions for the CIS-2003 questionnaire, it was not possible to gather additional information on the frequency of maltreatment in order to distinguish between long-term situations with infrequent maltreatment and long-term situations with frequent maltreatment. Workers could also note if the duration of the maltreatment was unknown.

Table 7-2 shows that 37% of substantiated First Nations child investigations (an estimated 4,392 child investigations) involved situations that had been ongoing for more than six months, 19% involved multiple incidents that had occurred over a period of less than six months, and 28% of investigations involved single incidents.

Thirty-six percent of substantiated non-Aboriginal child investigations (an estimated 30,997) involved situations that had been ongoing for more than six months, 17% involved multiple incidents that occurred over a period of less than

six months, and 33% of investigations involved a single incident.

### Case to Remain Open for Ongoing Services

Investigating workers were asked whether the investigated case would remain open for ongoing child welfare services after the initial investigation. Workers completed these questions on the basis of the information available at that time or upon completion of the intake investigation. An estimated 7,721 (64%) of substantiated First Nations child maltreatment investigations were identified as remaining open for ongoing services while an estimated 36,208 (41%) of substantiated non-Aboriginal child maltreatment investigations were to remain open (Table 7-3).

### Child Welfare Court Involvement

Application to child welfare court can be made for an order of supervision (child remaining in the home), temporary custody (placement in foster care for a set time period), or permanent custody (placement in foster care until child reaches the age of majority). The CIS-2003 tracked the number of applications made or being considered during the initial investigation, but did not track the types of applications. Only applications that were made to child welfare court will be discussed in this report. Because applications may have been made at a point following the CIS-2003 study period, the CIS-2003 child welfare court involvement figures should be treated as underestimates of the true

**Table 7-3: Case to Stay Open for Ongoing Services in Primary Substantiated First Nations and Non-Aboriginal Child Maltreatment Investigations in Canada, Excluding Quebec, in 2003**

	First Nations Child Investigations		Non-Aboriginal Child Investigations		Total
	%	Number of Child Investigations	%	Number of Child Investigations	
Ongoing Services ***	64	7,721	41	36,208	43,929
Case to Stay Open	36	4,383	59	51,921	56,304
Case to be Closed	100	12,104	100	88,129	100,233
Total Child Investigations					

Canadian Incidence Study of Reported Child Abuse and Neglect, 2003

Analyses are based upon a sample of 5,372 substantiated child maltreatment investigations with information about case to remain open

\* $\chi^2$ ,  $p < 0.05$     \*\* $\chi^2$ ,  $p < 0.01$     \*\*\* $\chi^2$ ,  $p < 0.001$

**Table 7-4: Application to Child Welfare Court in Primary Substantiated First Nations and Non-Aboriginal Child Maltreatment Investigations in Canada, Excluding Quebec, in 2003**

	First Nations Child Investigations		Non-Aboriginal Child Investigations		Total
	%	Number of Child Investigations	%	Number of Child Investigations	
Child Welfare Court ***					
No Court Considered	82	9,893	88	77,376	87,269
Application Considered	6	689	6	5,470	6,159
Application Made	13	1,529	6	5,331	6,860
Total Child Investigations	100	12,111	100	88,177	100,288

Canadian Incidence Study of Reported Child Abuse and Neglect, 2003

Analyses are based upon a sample of 5,372 substantiated child maltreatment investigations with information about application to child welfare court

\*x<sup>2</sup>, p<0.05    \*\*x<sup>2</sup>, p<0.01    \*\*\*x<sup>2</sup>, p<0.001

**Table 7-5: Police Involvement in Primary Substantiated First Nations and Non-Aboriginal Child Maltreatment Investigations in Canada, Excluding Quebec, in 2003**

	First Nations Child Investigations		Non-Aboriginal Child Investigations		Total
	%	Number of Child Investigations	%	Number of Child Investigations	
Police Investigation ***					
No Police Investigation	83	10,029	81	71,378	81,407
Investigation Only	9	1,133	12	10,663	11,796
Charges Being Considered	4	476	2	1,698	2,174
Charges Laid	4	472	5	4,448	4,920
Total Child Investigations	100	12,110	100	88,187	100,297

Canadian Incidence Study of Reported Child Abuse and Neglect, 2003

Analyses are based upon a sample of 5,372 substantiated child maltreatment investigations with information about police investigations

\*x<sup>2</sup>, p<0.05    \*\*x<sup>2</sup>, p<0.01    \*\*\*x<sup>2</sup>, p<0.001

rate of court involvement.

Application Made: An application to child welfare court was submitted.

As shown in Table 7-4, 13% of all substantiated First Nations child investigations (an estimated 1,529) resulted in an application to child welfare court during or at the completion of the initial investigation. Six percent of all substantiated non-Aboriginal child maltreatment investigations (an estimated 5,331) resulted in an application to child welfare court.

## Police Involvement and Criminal Charges

In many jurisdictions in Canada there are detailed protocols between child welfare and police services, resulting in rising levels of co-operation. This co-operation includes cases of physical and sexual abuse as well as cases of domestic violence. Most jurisdictions require police to report adult domestic violence cases to the child welfare authorities if children are living in the family. The CIS–2003 captured information about police involvement in adult domestic violence cases as well as in all non-Aboriginal child maltreatment investigations.

As with the other interventions during investigations described in this chapter, the CIS-2003 tracked only events that occurred during the initial child welfare investigation; it is therefore possible that police decided to lay charges or became involved in some cases after the CIS-2003 information forms had been completed. It should be noted further that the police also investigate many non-familial child maltreatment cases that do not involve child welfare services.<sup>38</sup>

As illustrated in Table 7-5, 17% of all substantiated First Nations child maltreatment investigations involved a police investigation related to the maltreatment in addition to a child welfare investigation (an estimated 2,081 investigations). Criminal charges were laid in four percent of substantiated First Nations child maltreatment investigations (an estimated 472 investigations). A police investigation related to the maltreatment being investigated by child welfare occurred in 19% of substantiated non-Aboriginal child maltreatment investigations (an estimated 16,809). Criminal charges were laid in five percent of substantiated non-Aboriginal child maltreatment investigations (an estimated 4,448).

## Out-of-Home Placement

Admissions to out-of-home care at any time during the investigation were tracked. If there were multiple placements, workers were asked to indicate the setting where the child had spent the most time. The following placement classifications were used:

**No Placement Required:** No placement was required following the investigation.

**Placement is Being Considered:** At this point of the investigation, an out-of-home placement is still being considered.

**Informal Kinship Care:** An informal placement has been arranged within the family support network (kinship care, extended family, traditional care), the child welfare authority

does not have temporary custody.

**Kinship Foster Care:** A formal placement has been arranged within the family support network (kinship care, extended family, customary care), the child welfare authority has temporary or full custody and is paying for the placement.

**Other Family Foster Care:** Includes any family based care, including foster homes, specialized treatment foster homes, and assessment homes.

**Group Home Placement:** An out-of-home placement required in a structured group living setting.

**Residential/Secure Treatment:** Placement required in a therapeutic residential treatment centre to address the needs of the child.

As shown in Table 7-6, 16% of all substantiated First Nations child investigations (an estimated 1,946) led to a child being placed in formal child welfare care (kinship foster care, other family foster care, group home or residential/secure treatment) during the initial investigation. An additional 13% of substantiated First Nations child maltreatment investigations resulted in children placed in informal kinship care, while placement was considered for a further four percent of substantiated First Nations child maltreatment investigation. In total, 29% percent of First Nations children experienced a change of residence during or at the conclusion of the initial substantiated maltreatment investigation.

Seven percent of all substantiated non-Aboriginal child investigations (an estimated 5,562) resulted in a child being placed in formal child welfare care (kinship foster care, other family foster care, group home or residential/secure treatment) during the initial investigation. An additional four percent of substantiated non-Aboriginal child maltreatment investigations lead to a child being placed in informal kinship care, while placement was considered for a further four percent of substantiated non-Aboriginal child maltreatment investigations. In total, 11% percent

<sup>38</sup> See for example Trocmé, N. & Brison, R. (1998). Homicide and injuries due to assault and to abuse and neglect. In: Beaulne G (ed.), For the safety of Canadian children and youth: from data to prevention measures. Ottawa: Public Health Agency of Canada.



of non-Aboriginal children experienced a change of residence during or at the conclusion of the initial substantiated maltreatment investigation.

### Source of Referral

Table 7-7 presents the categories of non-professionals and professionals who referred cases of substantiated maltreatment. Each independent contact with the child welfare office regarding a child/children or family was counted as a separate referral source. The person who actually contacted the child welfare office was identified as the referral source. For example, if a child disclosed an incident of abuse to a schoolteacher, who made a report to child welfare services, the school was counted as a referral source. However, if both the schoolteacher and the child’s parent called, both would be counted as referral sources.

The Maltreatment Assessment Form included 18 pre-coded referral source categories and an open

“other” category. Referral sources were collapsed into 3 categories reflected in Table 7-7.

Non-Professional Referral Sources:

This includes parents (custodial and non custodial), child, relative, and neighbour or friend.

Professional Referral Sources: This includes community agencies, health professionals, school personnel, mental health professionals, other child welfare services and police.

Other referral source: Any other source of referral.

Sixty-four percent (an estimated 7,803) of all referrals substantiated First Nations child maltreatment investigations were made by professionals. Non-professional sources referred 26% (an estimated 3,119) of substantiated First

**Table 7-6: Placement Decisions in Primary Substantiated First Nations and Non-Aboriginal Child Maltreatment Investigations in Canada, Excluding Quebec, in 2003**

	First Nations Child Investigations		Non-Aboriginal Child Investigations		Total
	%	Number of Child Investigations	%	Number of Child Investigations	
Out-of-Home Placement***					
No placement required	67	8,147	86	75,747	83,894
Placement considered	4	464	4	3,355	3,819
Informal kinship care	13	1,554	4	3,481	5,035
Any Child Welfare Placement*	16	1,946	7	5,562	7,508
Kinship foster care	5	595	1	592	1,187
Other family foster care	6	764	4	3,743	4,507
Group home	4	449	1	823	1,272
Residential/Secure treatment	1	138	1	404	542
Total Child Investigations	100	1,946	100	5,562	7,508

Canadian Incidence Study of Reported Child Abuse and Neglect, 2003

Analyses are based on a sample of 5,367 substantiated child maltreatment investigations with information about out-of-home placement

\*x<sup>2</sup>, p<0.05    \*\*x<sup>2</sup>, p<0.01    \*\*\*x<sup>2</sup>, p<0.001

Nations child maltreatment investigations.<sup>39</sup> Other referral sources accounted for 16% (an estimated 1,896) of referrals of substantiated First Nations child maltreatment investigations.

Seventy-six percent (an estimated 67,311) of all referrals of substantiated non-Aboriginal child maltreatment investigations were made by professionals. Non-professional sources referred 20% (an estimated 17,167) of substantiated non-Aboriginal child maltreatment investigations. Other referral sources accounted for seven percent (an estimated 6,330) of referrals of substantiated non-Aboriginal child maltreatment investigations.

## 8) PATHWAYS TO DECISION MAKING

### Sample

The CIS-2003 collected information on a sample of 11,562 child maltreatment investigations with full information about the investigation process. These reports were selected from a random national sample of 63 Child Welfare Service Areas

across Canada. Cases opened in each site during a 3-month sampling period (October-December 2003) were considered for inclusion. The study compiled information from a direct survey of social workers. Using a standard set of definitions, study participants reported the results of their child welfare investigations, details about the specific maltreatment incidents, and key child and family risk factors. The CIS-2003 did not track incidents that were not reported to child welfare authorities, reported cases that were screened out by child welfare authorities before being fully investigated, new reports on cases already opened by child welfare authorities, and cases that were investigated only by the police.

In this report, First Nations children include children identified as having either First Nations status or First Nations non-status. Data on Aboriginal status were not collected for cases investigated in Quebec for the CIS-2003 (N=2638). For this report, information on a child's Aboriginal status was missing on a low percentage of cases (N=6). Those children with other forms of Aboriginal heritage were removed from the data set, including Métis (N=230), Inuit (N=170) and Non-Aboriginal (N=76). Thus, from the original

Table 7-7: Referral Sources in Primary Substantiated First Nations and Non-Aboriginal Child Maltreatment Investigations in Canada, Excluding Quebec, in 2003

Referral Sources	First Nations Child Investigations		Non-Aboriginal Child Investigations		Total
	%	Number of Child Investigations	%	Number of Child Investigations	
Professionals***	64	7,803	76	67,311	73,742
Non-Professionals***	26	3,119	20	17,167	20,862
Other Referral**	16	1,896	7	6,330	8,490
Total Child Investigations	100	12,818	100	90,808	103,626

Canadian Incidence Study of Reported Child Abuse and Neglect, 2003

Analysis is based upon a sample of 5,372 substantiated child maltreatment investigations with information about referral sources

\* $\chi^2$ ,  $p < 0.05$     \*\* $\chi^2$ ,  $p < 0.01$     \*\*\* $\chi^2$ ,  $p < 0.001$

<sup>39</sup> Because Table 8-1 documents up to three sources of referral per investigation, categories will add up to more than 100%

sample of 11,562 child investigations excluding Quebec, 482 cases were excluded, leaving an effective sample of 11,080 child investigations.

A number of children lived in households with caregivers described as “other visible minorities”. Bivariate analyses were conducted and found that no significant differences between those child investigations identifying visible minority caregivers and non-First Nations child investigations with respect to substantiation or placement in child welfare. As a result these child investigations remained in the data set as part of the non-First Nations or non-Aboriginal child investigations.

In the multivariate analyses for substantiation, 4,214 cases lacked information on one or more of the 19 variables and were excluded from analyses. The result was a final sample size of 6,866. For the multivariate analyses for placement in care, 4,209 cases lacked information on one or more of the 20 variables and were excluded leaving a final sample size of 6,871.

### Bivariate Data Analyses

Pearson chi-square test is recommended as an approach to determine the relationship between an outcome variable (case substantiation or placement of child in care) and theoretically relevant predictor variables (for example age of caregiver or number of caregiver concerns). This test investigates the significance of the differences between observed frequencies when the variables are categorical (age categories) rather than continuous (for example listing ages between one and 99).

Twenty possible child functioning concerns were examined for their relationship to substantiation (see Table 8-1) and placement in care (see Table 8-2). As noted, most child functioning concerns were statistically significant for substantiation (only special education services and physical disability were not significant), while all child functioning concerns were significant with respect to placement. Child functioning concerns were collapsed into one categorical variable reflecting no child functioning concerns, one child functioning concern and more than two child functioning concerns. This technique was used in order to limit the degrees of freedom in the multivariate model.

The number of caregiver functioning concerns was similarly collapsed (no caregiver functioning concerns, one caregiver functioning concern, two or more caregiver functioning concerns). Workers noted up to eleven caregiver functioning concerns for up to two caregivers. The caregiver functioning collapsed variable was derived by noting whether at least one caregiver of the investigated child had the specific concern. Two caregiver functioning concerns were not included in the collapsed variable (maltreated as a child and alcohol abuse) because of their demonstrated impact on controlling for First Nations status in the similar analysis conducted by Trocmé, Knoke & Blackstock using the CIS-1998 (2004).<sup>40</sup>

These bivariate analyses serve as a foundation for interpreting the multivariate analysis that follow for the decision to substantiate child maltreatment and the decision to place a child in out-of-home care. However, they do not adequately

Table 8-1 Case Characteristics by Level of Substantiation - Canadian Incidence Study of Reported Child Abuse and Neglect (CIS-2003)

Child Characteristics	Not Substantiated	Substantiated
Child Age (ns)		
Less than one	6%	7%
One to three	15%	16%
Four to seven	26%	24%
Eight to eleven	28%	27%
Twelve to fifteen	25%	25%

Table 8-1 Case Characteristics by Level of Substantiation - Canadian Incidence Study of Reported Child Abuse and Neglect (CIS-2003) - continued

	Not Substantiated	Substantiated
<b>Number of Child Functioning Concerns ***</b>		
No child functioning concerns	62%	49%
One child functioning concern	12%	15%
Two or more child functioning concerns	27%	36%
Depression/Anxiety ***	11%	19%
ADD/ADHD **	11%	13%
Negative Peer Involvement ***	12%	15%
Alcohol Abuse ***	3%	4%
Drug/Solvent Abuse ***	3%	5%
Self-Harming Behaviour ***	3%	4%
Violence to Others ***	8%	13%
Running ***	4%	7%
Inappropriate Sexual Behaviour *	4%	5%
Other Behaviour/Emotional ***	18%	27%
Learning Disability **	14%	16%
Special Education (ns)	11%	12%
Irregular School Attendance ***	9%	14%
Developmental Delay ***	8%	10%
Physical Disability (ns)	1%	2%
Substance Abuse Birth Defects ***	3%	4%
Positive Toxicology at Birth ***	1%	2%
Other Health Conditions ***	3%	5%
Psychiatric Disorder **	3%	4%
Criminal Justice Involvement *	2%	3%
<b>Family Characteristics</b>		
Household Structure ***		
Two Bio-Parents	33%	32%
Two Parents Blended	18%	16%
Bio-Parent and Other	3%	4%
Lone Mother	35%	40%
Lone Father	5%	4%
Other	6%	5%
<b>Housing Status ***</b>		
Own Home	34%	32%
Private Rental	42%	42%
Public Rental	12%	14%
Shelter/Hotel	1%	2%
Other	2%	3%
Unknown	10%	7%

Table 8-1 Case Characteristics by Level of Substantiation - Canadian Incidence Study of Reported Child Abuse and Neglect (CIS-2003) - continued

	Not Substantiated	Substantiated
<b>Unsafe Housing Conditions ***</b>		
Not Noted	91%	85%
Noted	2%	9%
Unknown	7%	6%
<b>Crowded Housing ***</b>		
Not Noted	91%	88%
Noted	5%	9%
Unknown	4%	4%
<b>Source of Income ***</b>		
Full-time Employment	59%	56%
Part-time Employment	10%	12%
Other Benefits or Unemployment	22%	25%
Unknown Source	8%	6%
No Source of Income	1%	1%
<b>Number of Moves ***</b>		
No Moves	49%	50%
One Move	18%	17%
Two Moves	5%	6%
Three or More Moves	3%	5%
Unknown Moves	26%	22%
<b>Parent Characteristics</b>		
Age of Female Caregiver **		
Female Caregiver < 30	32%	35%
Female Caregiver > 30	68%	65%
<b>Caregiver Alcohol Abuse ***</b>		
Not Noted	83%	70%
Noted	17%	30%
<b>History of Maltreatment ***</b>		
Not Noted	32%	69%
Noted	18%	31%
<b>Number of Caregiver Concerns ***</b>		
No Caregiver Concerns	44%	19%
One Caregiver Concern	21%	22%
Two or More Concerns	35%	60%
<b>Maltreatment Characteristics</b>		
<b>Categories of Primary Maltreatment ***</b>		
Physical Abuse	30%	23%
Sexual Abuse	9%	3%
Neglect	38%	31%



Table 8-1 Case Characteristics by Level of Substantiation - Canadian Incidence Study of Reported Child Abuse and Neglect (CIS-2003) - continued

	Not Substantiated	Substantiated
Emotional Maltreatment	16%	15%
Witnessing Domestic Violence	9%	28%
<b>Physical Harm ***</b>		
Physical Harm Not Noted	96%	90%
Physical Harm Noted	4%	10%
<b>Emotional Harm ***</b>		
Emotional Harm Not Noted	93%	78%
Emotional Harm Noted	7%	22%
<b>Previous Case Opening (ns)</b>		
No Previous Opening	37%	36%
Previous Opening	62%	63%
Unknown Openings	1%	1%
<b>Duration of Maltreatment ***</b>		
Single Incident	23%	31%
Multiple Incidents < 6 Months	16%	17%
Multiple Incidents > 6 Months	27%	38%
Unknown Duration	34%	15%
<b>Case to Stay Open for Ongoing Services ***</b>		
Case to Stay Open	12%	47%
Case to be Closed	88%	53%
<b>Child Welfare Court ***</b>		
No Court Considered	98%	85%
Application Considered	1%	7%
Application Made	1%	8%
<b>Police Investigation ***</b>		
No Police Investigation	89%	81%
Investigation Only	10%	12%
Charges Being Considered	1%	2%
Charges Laid	1%	5%
<b>Placement in Care ***</b>		
No Child Welfare Placement	99%	91%
Placement	1%	9%

**Table 8-1 Case Characteristics by Level of Substantiation - Canadian Incidence Study of Reported Child Abuse and Neglect (CIS-2003) - continued**

	Not Substantiated	Substantiated
<b>Number of Referrals ***</b>		
No Referrals	65%	36%
One Referral	19%	23%
Two or More Referrals	17%	41%
<b>Referral From Professional ***</b>		
No Professional Referral	39%	27%
Professional Referral	61%	73%
<b>Referral From Non-Professional ***</b>		
No Non-Professional Referral	71%	78%
Non-Professional Referrals	29%	22%
<b>Anonymous Referral ***</b>		
No Anonymous Referral	93%	97%
Anonymous Referrals	7%	3%
<b>Aboriginal Status</b>		
Child Aboriginal Status ***		
Non-Aboriginal Child	88%	84%
Aboriginal Child	12%	16%

\* $\chi^2$ ,  $p < 0.05$     \*\* $\chi^2$ ,  $p < 0.01$     \*\*\* $\chi^2$ ,  $p < 0.001$   
 (ns) not significant

**Table 8-2 Case Characteristics by Level of Placement - Canadian Incidence Study of Reported Child Abuse and Neglect (CIS-2003)**

	No Placement	Placement
<b>Child Characteristics</b>		
Child Age ***		
Less than one	6%	16%
One to three	16%	14%
Four to seven	26%	15%
Eight to eleven	29%	18%
Twelve to fifteen	24%	38%
<b>Number of Child Functioning Concerns ***</b>		
No child functioning concerns	57%	31%
One child functioning concern	13%	13%
Two or more child functioning concerns	30%	56%

Table 8-2 Case Characteristics by Level of Placement - Canadian Incidence Study of Reported Child Abuse and Neglect (CIS-2003) - continued

	No Placement	Placement
Depression/Anxiety ***	14%	32%
ADD/ADHD *	12%	16%
Negative Peer Involvement ***	13%	27%
Alcohol Abuse ***	3%	12%
Drug/Solvent Abuse ***	3%	14%
Self-Harming Behaviour ***	3%	14%
Violence to Others ***	10%	20%
Running ***	5%	20%
Inappropriate Sexual Behaviour ***	4%	14%
Other Behaviour/Emotional ***	21%	42%
Learning Disability ***	15%	23%
Special Education ***	11%	17%
Irregular School Attendance ***	10%	28%
Developmental Delay ***	9%	16%
Physical Disability *	1%	3%
Substance Abuse Birth Defects ***	2%	12%
Positive Toxicology at Birth ***	1%	7%
Other Health Conditions ***	4%	9%
Psychiatric Disorder ***	3%	10%
Criminal Justice Involvement ***	2%	8%
<b>Family Characteristics</b>		
Household Structure ***		
Two Bio-Parents	33%	22%
Two Parents Blended	17%	20%
Bio-Parent and Other	3%	4%
Lone Mother	38%	33%
Lone Father	5%	4%
Other	5%	18%
Housing Status ***		
Own Home	33%	25%
Private Rental	42%	43%
Public Rental	13%	16%
Shelter/Hotel	1%	3%
Other	2%	6%
Unknown	9%	7%
Unsafe Housing Conditions ***		
Not Noted	89%	74%
Noted	5%	17%
Unknown	6%	10%

Table 8-2 Case Characteristics by Level of Placement - Canadian Incidence Study of Reported Child Abuse and Neglect (CIS-2003) continued

	No Placement	Placement
<b>Crowded Housing ***</b>		
Not Noted	90%	79%
Noted	7%	12%
Unknown	4%	8%
<b>Source of Income ***</b>		
Full-time Employment	58%	41%
Part-time Employment	11%	15%
Other Benefits or Unemployment	23%	32%
Unknown Source	7%	10%
No Source of Income	1%	3%
<b>Number of Moves ***</b>		
No Moves	50%	44%
One Move	18%	15%
Two Moves	5%	8%
Three or More Moves	3%	11%
Unknown Moves	25%	23%
<b>Parent Characteristics</b>		
Age of Female Caregiver (ns)		
Female Caregiver < 30	34%	35%
Female Caregiver > 30	66%	65%
Caregiver Alcohol Abuse ***		
Not Noted	78%	53%
Noted	22%	47%
History of Maltreatment ***		
Not Noted	77%	56%
Noted	23%	44%
Number of Caregiver Concerns ***		
No Caregiver Concerns	30%	20%
One Caregiver Concern	21%	8%
Two or More Concerns	49%	72%
<b>Maltreatment Characteristics</b>		
Categories of Primary Maltreatment ***		
Physical Abuse	27%	23%
Sexual Abuse	6%	4%
Neglect	34%	51%
Emotional Maltreatment	15%	14%
Witnessing Domestic Violence	19%	8%
Physical Harm ***		
Physical Harm Not Noted	94%	82%
Physical Harm Noted	6%	18%

Table 8-2 Case Characteristics by Level of Placement - Canadian Incidence Study of Reported Child Abuse and Neglect (CIS-2003) continued

	No Placement	Placement
Emotional Harm ***		
Emotional Harm Not Noted	87%	60%
Emotional Harm Noted	13%	40%
Previous Case Opening ***		
No Previous Opening	37%	22%
Previous Opening	61%	76%
Unknown Openings	1%	3%
Duration of Maltreatment ***		
Single Incident	29%	25%
Multiple Incidents < 6 Months	17%	16%
Multiple Incidents > 6 Months	35%	44%
Unknown Duration	19%	15%
Case to Stay Open for Ongoing Services ***		
Case to Stay Open	74%	16%
Case to be Closed	26%	84%
Child Welfare Court ***		
No Court Considered	95%	40%
Application Considered	3%	11%
Application Made	2%	49%
Police Investigation ***		
No Police Investigation	86%	72%
Investigation Only	11%	13%
Charges Being Considered	1%	6%
Charges Laid	2%	9%
Level of Substantiation ***		
Not Substantiated	54%	13%
Substantiated	46%	87%
Number of Referrals ***		
No Referrals	52%	26%
One Referral	21%	19%
Two or More Referrals	27%	54%
Source of Referral - Professional (ns)		
No Professional Referral	32%	37%
Professional Referral	68%	63%
Source of Referral - Non-Professional ***		
No Non-Professional Referral	75%	66%
Non-Professional Referrals	25%	34%
Source of Referral - Anonymous Referral ***		
No Anonymous Referral	95%	99%
Anonymous Referrals	5%	1%



**Table 8-2 Case Characteristics by Level of Placement - Canadian Incidence Study of Reported Child Abuse and Neglect (CIS-2003) continued**

	No Placement	Placement
Aboriginal Status		
Child Aboriginal Status ***		
Non-Aboriginal Child	90%	75%
Aboriginal Child	11%	25%

\*  $\chi^2$ ,  $p < 0.05$

\*\*  $\chi^2$ ,  $p < 0.01$

\*\*\*  $\chi^2$ ,  $p < 0.001$

(ns) not significant

assess the role of each independent variable in predicting the case disposition for the investigation (substantiation or placement) while addressing the impact of other variables. Therefore, a multivariate approach was used to examine the relative contribution of First Nations status, maltreatment characteristics, child characteristics, household characteristics and caregiver characteristics in predicting whether the case is substantiated or if a child is placed in care.

### Multivariate Data Analyses

Logistic regression is designed to predict an outcome (substantiation or referral to placement) using a number of predictor variables (for example type of maltreatment, duration, or severity of harm). Logistic regression is best suited to the type of data that is consistently found in social and behavioural research, where many of the dependent variables of interest are dichotomous (yes/no or noted or not noted) and the relationship between the independent and dependent variables are not necessarily linear.<sup>41</sup> Logistic regression uses maximum likelihood estimation after the dependent variable has been transformed into a logit variable. The logit variable is the log of the odds of the dependent variable occurring or not. Using this process, logistic regression can

<sup>41</sup> See Walsh, A. & Ollenburger, J., (2001), *Essential Statistics for the Social and Behavioural Sciences*, New Jersey: Prentice Hall, Inc.

Williams, R.L.(2002) A Note on Robust Variance Estimation for Cluster Correlated Data, *Biometrics*, Vol. 56, pp 645-646

estimate the probability of an event occurring or not. In a marginal model, the regression of the response on the explanatory variables is estimated separate from the within-level correlations and the variances of the regression coefficients.

Logistic regression was appropriate for the CIS-2003 dataset, which consists primarily of dichotomous and categorical variables. This type of measurement is a reflection of the type of information collected by a child protection worker during the course of a standard maltreatment investigation.

### Independent Variables

The cultural identity of a child in this study is a dichotomous variable (First Nations or non-Aboriginal Children). As discussed previously in the Focus and Organization section of Chapter 1, children identified as First Nations include children who are either First Nations Status or First Nations non-Status. Child investigations for children who were reported to be Métis, Inuit, or other aboriginal categories were removed from the analysis.

Maltreatment characteristics include the primary form of maltreatment (physical abuse, sexual abuse, neglect, emotional maltreatment, or exposure to domestic violence), physical harm, and emotional harm. Specific case factors included source of referral, existence of previous case openings, and the duration of maltreatment for

the child who is the subject of maltreatment allegation. Duration of maltreatment was removed from the multivariate analyses as this variable only addresses cases that are substantiated or suspected. All variables related to investigation outcomes were removed from the analysis as there is noted multicollinearity between substantiation and placement for example, which would have a significant impact upon model development.<sup>42</sup> Specifically, the factors that predict the substantiation decision may similarly predict placement in care, so the substantiation variable cannot be included as a predictor variable as it would be difficult to understand the relative contributions of each of the predictor variables.

Child characteristics include the investigated child's age (from birth to 15), and the number of child functioning concerns noted by the worker. The majority of the 22 CIS-2003 child functioning concerns demonstrated significance in the bivariate analysis. This number of variables could not be used effectively in the logistic regression model so a derived variable was created to indicate the number of child functioning concerns noted. This new variable included three values; no child functioning concerns, one child functioning concern, or two or more child functioning concerns. See Table 8-1 (Substantiation) and Table 8-2 (Placement) for a full list of all child functioning concerns.

Household characteristics are represented by family structure (two biological parents, blended family, biological parent and other caregiver, and lone parent family), plus five proxy indicators of family socioeconomic status. These measures include: housing accommodations (own home, private or public rental or shelter/motel, housing), whether family living conditions are considered unsafe (yes or no), whether family home is overcrowded (yes or no), source of income (full time employment, part-time employment, benefits or unknown/no source), and number of moves in year prior to investigation (no moves, one move, two or more moves).

42 Examples of excluded variables related to investigation outcomes include: whether the case is to stay open for ongoing services; whether a child welfare court application was made; and whether a police investigation was made and/or charges were laid; placement decision for the substantiation logistic regression; and substantiation for the placement decision logistic regression.

Caregiver characteristics include: age of female caregiver (caregiver is < 30 or 30 and older), number of caregiver concerns (no concerns, one concern or two or more concerns), caregiver alcohol abuse (noted or not noted), and caregiver history of maltreatment as a child (noted or not noted).<sup>43</sup>

## Predicting the Substantiation Decision

Table 8-3 summarizes a logistic regression model that predicts substantiation. It first enters the investigated child's First Nations heritage in the model and then examines the subsequent effect of each block of independent variables. In the final model, the probability of an investigation being classified as substantiated is not any greater for First Nations children than non First Nations children ( $\beta = .10$ ,  $SE = .10$ ,  $OR = 1.10$ ,  $p = ns$ ).

When First Nations status of the investigated child is the only predictor of substantiation of child maltreatment, investigations involving First Nations children are 1.66 times more likely to be substantiated than investigations involving children not of First Nations heritage. First Nations heritage remains significant when controlling for maltreatment characteristics, child characteristics, and household characteristics.

The estimated effect of First Nations status becomes statistically insignificant when the fifth and final block is added to the model, caregiver characteristics. Caregiver characteristics explain four percent of the variance of the substantiation model. As the number of caregiver functioning concerns increases, so too does the likelihood that the investigation will be substantiated. In an investigation where two or more caregiver functioning concerns are noted, the investigation is over two times more likely to be substantiated than investigations where no caregiver functioning concerns were noted ( $\beta = .84$ ,  $SE = .08$ ,  $OR = 2.32$ ,  $p < .001$ ). Alcohol abuse by either caregiver in the home or a history of either caregiver

43 Workers were asked to indicate if caregiver concerns were either suspected or confirmed. Confirmed indicated that the concern was diagnosed, disclosed and observed by the worker or another worker, or on the file. Suspected was used if the worker thought that a particular concern was likely at the end of the investigation. For this analysis, confirmed and suspected were collapsed to indicate "noted".

being maltreated as a child, also resulted in the investigation more likely to be substantiated (alcohol abuse,  $\beta=.34$ ,  $SE=.07$ ,  $OR=1.41$ ,  $p<.001$ ) and (maltreated as a child,  $\beta=.34$ ,  $SE=.07$ ,  $OR=1.40$ ,  $p<.001$ ).

These findings suggest that the difference in substantiation rates for investigations involving First Nations children is primarily accounted for in the characteristics of the caregivers.

## Predicting Placement in Child Welfare Care

Table 8-4 presents a summary of the logistic regression model that best predicts placement. It first enters the investigated child's First Nations heritage in the model and then examines the effect of each subsequent block of independent variables that are entered (maltreatment concerns, child characteristics, household characteristics, and caregiver characteristics). In the fifth and final model, the probability of an investigation resulting in a placement in care remains much higher for First Nations children than non First Nations children. The adjusted odds ratio for children of First Nations heritage is 2.54 ( $p < .001$ ) which suggests that when all blocks of independent variables are added, the probability of the child investigation resulting in a placement in child welfare care is significantly greater for First Nations children compared to non-Aboriginal children, or approximately 2.54 times the probability of being placed in care.

When First Nations heritage of the investigated child is the only predictor of placement in the child welfare case, investigations involving First Nations children are 4.53 times more likely to be placed in care compared to other children not of First Nations heritage ( $p < .001$ ). First Nations status remains significant when controlling for maltreatment characteristics (3.68,  $p < .001$ ), child characteristics (3.50,  $p < .001$ ), and household characteristics (3.31,  $p < .001$ ).

In contrast to the substantiation model previously presented, the estimated effect of First Nations status continues to be statistically significant when the fifth and final block of caregiver characteristics is added to the model. Caregiver characteristics

explain just over 2% of the variance explained by the placement model using the Nagelkerke R Square measure for variance. As the number of caregiver functioning concerns increases, so too does the likelihood that the investigation will result in a placement. In an investigation where two or more caregiver functioning concerns are noted, the investigation is almost two times more likely to be substantiated than investigations where no caregiver functioning concerns were noted (Adjusted Odds Ratio = 1.93,  $p<.01$ ). Alcohol abuse by either caregiver in the home or a history of either caregiver being maltreated as a child, also resulted in the investigation being more apt to include a placement in care (Adjusted Odds Ratio = 1.51,  $p<.01$ ), while a caregiver's history of maltreatment as a child is was not significant (Adjusted Odds Ratio = 1.16,  $p >.05$ ).

Table 8.4 provides an overview of the significant independent variables in this model, and illustrates the declining but still significant effect of First Nations status on placement as each of the five blocks are entered into the logistic regression model.

Further logistic regression analyses were conducted on each of the four primary age groups in the data set (0-3, 4-7, 8-11, and 12-15) to determine if the estimated effect of First Nation status might vary for each of the four age groups. Using the same model with five blocks entered sequentially (First Nation heritage, maltreatment characteristics, child characteristics, household characteristics and caregiver characteristics) the results indicated that the probability of the child investigation resulting in a placement in child welfare care continues to be significantly greater for First Nations children compared to non-Aboriginal children in each age group. This included 0-3 years (Adjusted Odds Ratio = 2.14,  $p < .05$ ), 4-7 years (Adjusted Odds Ratio = 2.39,  $p < .001$ ), 8-11 years (Adjusted Odds Ratio = 2.63,  $p < .001$ ) and 12-15 years (Adjusted Odds Ratio = 2.17,  $p < .05$ ).

These findings suggest that while the difference in placement for investigations involving First Nations children is partially accounted for in the characteristics noted in each block, the

identification of the child as First Nations continues to have a statistically significant effect on the decision to place for children investigated for maltreatment.

## Summary Discussion

This chapter examines factors that may explain the higher rates of substantiation and placement in child welfare care for children of First Nations status compared to non-Aboriginal children. As noted in earlier work,<sup>44</sup> First Nations families involved with the child welfare system experience extreme hardships in their lives. Compared to non-Aboriginal families, social workers note that First Nations families have less stable housing, less dependable sources of income, higher rates of maltreatment as a child, and higher rates of alcohol and substance abuse concerns. First Nations children more frequently come into contact with child welfare as a result of neglect and risk factors associated with poverty rather than referrals for physical or sexual abuse.

The bivariate analysis indicates that First Nations children are highly over-represented in the decision to substantiate maltreatment and the decision to place a child in out-of-home care. In the multivariate models, First Nations status does not continue to be a significant predictor in the decision to substantiate maltreatment when interacting with a combination of maltreatment characteristics, child characteristics, household characteristics and caregiver characteristics, although it does remain an important predictor of substantiation until caregiver functioning is controlled for in the fifth and final block of the model (See Appendix 3 for a review of the contributions for each block).

Characteristics of the child maltreatment, the number of child functioning concerns and whether there are unsafe housing conditions are important

predictors of substantiation, as is First Nations status until caregiver functioning is controlled for. First Nations families are more likely to be investigated for neglect, experience unsafe housing conditions and suffer disadvantages that result in poorer outcomes for children.

While the estimated effect of First Nation status on placement decreases with the addition of each block of variables in the multivariate analyses (from 4.53 in the first block to 2.54 in the fifth and final block), First Nations status does remain statistically significant in the decision to place a child in out-of-home care controlling for maltreatment characteristics, child functioning, household factors and caregiver functioning (Please refer to Appendix 4 for a review of the each of the five blocks of variables).

The results of the placement model are particularly concerning given that the severity of clinical factors is controlled for. This finding raises several questions that require urgent and focused study such as: is there an inherent bias in the child welfare system that predisposes First Nations children to placement or do differences in child welfare resource access play a role in the higher placement rate? Are First Nations children at risk for maltreatment more visible in some settings leading to community pressure to place a child in out-of-home care? If two children, one First Nations and the other not, experienced the exact same child maltreatment conditions would the First Nations child more likely be placed? Although these questions cannot be answered by the data available in this research, understanding the mechanisms behind the differences in dispositions between Aboriginal families and non-Aboriginal families is an important area for follow-up research.

The limitations of the data must be considered in the discussion of these findings. The CIS-2003 data are collected directly from investigating child welfare workers. While it is assumed that their ratings are accurate, there was no independent verification. The reports may be biased by misperceptions about First Nations people. While substance abuse has been well documented in First Nations communities as reported by

<sup>44</sup> See Trocmé, N., Knoke, D. & Blackstock, C., (2004), Pathways to the Overrepresentation of Aboriginal Children in Canada's Child Welfare System, Social Service Review, December, pp. 577-600  
Blackstock, C. & Trocmé, N., (in press) Community Based Child Welfare for Aboriginal Children: Supporting Resilience Through Structural Change, in Michael Ungar (Ed.) (in press), Pathways to Resilience: A Handbook of Theory, Methods, and Interventions, Thousand Oaks, CA: Sage Publications

Table 8-3: Logistic Regression Predicting Substantiation of Child Maltreatment (n=6866)

First Nations Status				<u>S.E.</u>	<u>Wald</u>	<u>Adjusted Odds Ratio</u>
<i>Block 1</i>	First Nations Status	0.01		0.01	1.076	1.10
<b>Maltreatment Characteristics</b>						
<i>Block 2</i>	Physical Abuse					
	Sexual Abuse	-0.60	***	0.15	17.092	0.55
	Neglect	0.16	*	0.08	4.471	1.18
	Emotional Maltreatment	0.32	***	0.09	12.381	1.38
	Exposure to Domestic Violence	1.44	***	0.09	239.740	4.21
	Physical Harm	1.23	***	0.13	96.577	3.42
	Emotional Harm	1.20	***	0.01	159.312	3.33
	Professional Referral	0.30	**	0.11	7.758	1.35
	Non Professional Referral	-0.13		0.11	1.414	0.88
	Anonymous	-0.73	***	0.17	18.246	0.48
<b>Child Characteristics</b>						
<i>Block 3</i>	Child Age	-0.01		0.01	0.482	0.99
	No Child Functioning Concerns					
	One Child Functioning Concern	0.50	***	0.09	34.413	1.65
	Two or More Child Functioning Concerns	0.30	***	0.07	16.560	1.36
<b>Household Characteristics</b>						
<i>Block 4</i>	Two Biological Parents					
	Blended Family	-0.21	*	0.08	6.496	0.81
	Biological Parent and Other	0.23		0.16	2.132	1.26
	Lone Parent Family	0.25	***	0.07	13.976	1.29
	Own Home					
	Rental	-0.28	***	0.07	14.801	0.76
	Public Housing	-0.19		0.01	3.540	0.83
	Shelter / Hotel	-0.16		0.30	0.297	0.85
	Other	-0.19		0.19	1.007	0.83
	Safety of Housing Conditions	1.33	***	0.14	86.426	3.78
	Overcrowded Housing Conditions	0.13		0.11	1.244	1.14
	Full Time Employment					
	Part Time Employment	-0.06		0.09	0.485	0.94
	Benefits	-0.24	**	0.08	9.707	0.79



Table 8-3: Logistic Regression Predicting Substantiation of Child Maltreatment (n=6866)

			<u>S.E.</u>	<u>Wald</u>	<u>Adjusted Odds Ratio</u>
	Unknown Source of Income / No Source of Income	-0.12	0.15	0.603	0.89
	No Moves				
	One Moves	-0.11	0.07	2.403	0.90
	Two or More Moves	-0.18	0.01	3.414	0.84
<b>Caregiver Characteristics</b>					
<i>Block 5</i>	Female Caregiver Under the Age of 30	0.01	0.07	1.877	1.10
	No Caregiver Functioning Concern				
	One Caregiver Functioning Concern	0.63	***	0.08	59.410
	Two or More Caregiver Functioning Concerns	0.84	***	0.08	115.752
	Caregiver Alcohol Abuse	0.34	***	0.07	20.943
	Caregiver Maltreated as a Child	0.34	***	0.07	23.444

	Block 1	Block 2	Block 3	Block 4	Block 5
2LL (Constant)-2LL Model	9522.50-9475.31	9522.50-8268.01	9522.50-8193.95	9522.50-8016.49	9522.50-7767.94
Model X <sup>2</sup>	47.19***	1254.48***	1328.55***	1506.01***	1754.56***
OR for First Nations Status	1.66***	1.62***	1.55***	1.44***	1.1
df	1	9	13	27	32
Nagelkerke R <sup>2</sup>	0.009	0.22	0.23	0.26	0.30
Correct Classification Rate	52%	68%	69%	70%	71%

\*p<.05, \*\*p<.01, \*\*\*p<.001

community-based research and in press coverage, the estimation of substance abuse may be inflated by these perceptions. For example, previous research by Rittner (2002) indicated that alcohol and substance abuse issues for First Nations people were over-reported and could not be verified in a fifth of all cases in a follow-up study.<sup>45</sup>

Caregiver functioning concerns and child functioning concerns were noted to have a significant impact in the current multivariate analyses for substantiation and placement in child

welfare care. Variables for child and caregiver functioning concerns were indicated “noted” or “not noted” if the worker believed that these concerns were either suspected or confirmed. One risk is that the effect of caregiver functioning concerns or child functioning concerns may be driven by cases determined by the worker to be suspected – a more subjective impression of the situation at hand. While previous work conducted by Trocmé, et al, (2004) found that this was not the case for the CIS-1998 data, this is an issue that would require further review.<sup>46</sup>

45 See Rittner, B. (2002), the Use of Risk Assessment Instruments in Child Protective Services Case Planning and Closures, children and Youth Services Review, Vol. 24(3), pp 189-207

46 See Trocmé, N., Knoke, D. & Blackstock, C., (2004), Pathways to the Overrepresentation of Aboriginal Children in Canada’s Child Welfare System, Social Service Review, December, pp. 577-600

Table 8-4: Logistic Regression Predicting Placement in Child Welfare Care (n=6871)

				<u>S.E.</u>	<u>Wald</u>	<u>Adjusted Odds Ratio</u>
<b>First Nations Status</b>						
<i>Block 1</i>	First Nations Status	0.93	***	0.16	33.214	2.54
<b>Maltreatment Characteristics</b>						
<i>Block 2</i>	Physical Abuse					
	Sexual Abuse	-0.35		0.43	0.685	0.70
	Neglect	0.60	**	0.19	9.981	1.82
	Emotional Maltreatment	0.18		0.23	0.580	1.19
	Exposure to Domestic Violence	-0.74	**	0.28	6.889	0.48
	Physical Harm	0.96	***	0.20	23.601	2.61
	Emotional Harm	1.18	***	0.16	54.328	3.25
	Professional Referral	-0.19		0.23	0.680	0.83
	Non Professional Referral	0.22		0.23	0.901	1.25
	Anonymous	-1.76	**	0.62	7.976	0.17
	No Previous Case Opening					
	Previous Case Opening	0.42	**	0.16	6.946	0.15
	Unknown Case Opening	-0.45		1.09	0.168	0.64
<b>Child Characteristics</b>						
<i>Block 3</i>	Child Age	0.01		0.02	0.071	1.01
	No Child Functioning Concerns					
	One Child Functioning Concern	0.07		0.22	0.108	1.07
	Two or More Child Functioning Concerns	0.46	**	0.18	6.482	1.59
<b>Household Characteristics</b>						
<i>Block 4</i>	Two Biological Parents					
	Blended Family	0.23		0.18	1.635	1.26
	Biological Parent and Other	0.51		0.33	2.461	1.66
	Lone Parent Family	0.04		0.17	0.051	1.04
	Own Home					
	Rental	-0.41	*	0.17	5.545	0.66
	Public Housing	-0.63	**	0.22	8.392	0.53
	Shelter / Hotel	-0.53		0.50	1.126	0.59
	Other	-1.02	*	0.42	5.895	0.36
	Safety of Housing Conditions	0.61	**	0.19	9.712	1.83
	Overcrowded Housing Conditions	-0.20		0.21	0.879	0.82
	Full Time Employment					
	Part Time Employment	0.35		0.20	3.178	1.43
	Benefits	0.21		0.17	1.605	1.24
	Unknown Source of Income / No Source of Income	1.02	***	0.28	13.150	2.76

Table 8-4: Logistic Regression Predicting Placement in Child Welfare Care (n=6871) continued

Household Characteristics - continued		—	S.E.	Wald	Adjusted Odds Ratio	
<i>Block 4</i>	No Moves					
	One Moves	-0.06	0.17	0.124	0.94	
	Two or More Moves	0.33	0.18	3.386	1.40	
<b>Caregiver Characteristics</b>						
<i>Block 5</i>	Female Caregiver Under the Age of 30	0.36	*	0.16	5.172	1.44
	No Caregiver Functioning Concern					
	One Caregiver Functioning Concern	-0.31		0.29	1.167	0.73
	Two or More Caregiver Functioning Concerns	0.66	**	0.22	8.829	1.93
	Caregiver Alcohol Abuse	0.41	**	0.15	7.422	1.51
	Caregiver Maltreated as a Child	0.15		0.14	1.080	1.16

	Block 1	Block 2	Block 3	Block 4	Block 5
2LL (Constant)-2LL Model	2726.614- 2329.68	2726.614- 2026.036	2726.614- 2013.580	2726.614- 1961.439	2726.614- 1912.888
Model X <sup>2</sup>	122.903***	426.547***	439.004***	491.144***	539.695***
OR for First Nations Status	4.53***	3.65***	3.50***	3.31***	2.54***
df	1	12	15	29	34
Nagelkerke R <sup>2</sup>	0.06	0.2	0.21	0.23	0.25
Correct Classification Rate	0.86	0.85	0.84	0.85	0.85

\*p&lt;.05, \*\*p&lt;.01, \*\*\*p&lt;.001

## 9) CONCLUSIONS AND FUTURE DIRECTIONS

This report presents a review of the CIS-2003 methodology, the incidence estimates for all forms of reported maltreatment, and descriptions of key case characteristics. This concluding chapter summarizes the report's major findings and examines future directions for research.

### Summary of Major Findings

The results presented in this report are based on information collected directly from child welfare workers for over 11,500 child maltreatment investigations that were conducted during the months of October to December 2003, in 63 randomly selected sites across Canada. The findings are presented in six sections each

comparing the experiences of First Nations and non-Aboriginal children: (1) estimates of the incidence of reported child maltreatment by type of maltreatment and level of substantiation; (2) characteristics of the different forms of maltreatment in terms of the nature, severity and duration of injury, and the identity of the alleged perpetrators; (3) outcomes of investigations, provision of services, placement, police involvement and applications to court; (4) child characteristics, including forms of maltreatment by age and gender, and child functioning; (5) caregiver characteristics, including age and gender, income and income source, housing accommodations and other key determinants of health; and (6) child welfare referral and agency characteristics and (7) pathways to decision making for cases involving both First Nations and non-Aboriginal children.

## Incidence of Child Maltreatment

- An estimated 23,366 First Nations child investigations (58.34 child investigations per 1,000 children) and 187,763 non-Aboriginal child investigations (44.11 child investigations per 1,000 children) were conducted in Canada, excluding Quebec, in 2003.
- Over half of First Nations child investigations (30.24 child investigations per 1,000 children) were substantiated by the investigating worker compared to 47% of non-Aboriginal child investigations (20.72 child investigations per 1,000 children) in Canada, excluding Quebec, in 2003.
- Over half (56%) of all substantiated First Nations child investigations involved neglect as the primary category of maltreatment, an estimated 6,833 neglect investigations (17.06 child investigations per 1,000 children). Exposure to domestic violence was the second most frequently substantiated category of maltreatment (an estimated 2,375 substantiated investigations or 5.93 child investigations per 1,000 children).
- In non-Aboriginal child maltreatment investigations the most common form of substantiated maltreatment was exposure to domestic violence, accounting for 30% of substantiated investigations (an estimated 26,095 or 6.13 child investigations per 1,000 children). Physical abuse was the second primary category of substantiated child maltreatment investigations (an estimated 23,687 investigations or 5.56 child investigations per 1,000 children).
- In both First Nations and non-Aboriginal child maltreatment investigations sexual abuse was the least common form substantiated. Accounting for two percent of First Nations child investigations (.53 child investigations per 1,000 children) and three percent of non-Aboriginal child investigations (.63 child investigations per 1,000 children).

## Characteristics of Maltreatment

- In First Nations child maltreatment investigations, physical harm was identified

in nine percent of primary substantiated maltreatment investigations or an estimated 1,036 cases. In non-Aboriginal child maltreatment investigations, physical harm was identified in 10% of primary substantiated maltreatment investigations (an estimated 9,066 cases).

- Emotional harm was indicated if workers noticed changes in the child's development, self-regulation or emotional state. In First Nations child maltreatment investigations, emotional harm was identified in 23% of primary substantiated maltreatment investigations or an estimated 2,938 cases. In non-Aboriginal child maltreatment investigations emotional harm was noted in 20% of primary substantiated maltreatment investigations (an estimated 17,573 cases).
- Thirty-seven percent of substantiated First Nations child investigations (an estimated 4,392 child investigations) involved situations that had been ongoing for more than six months, 19% involved multiple incidents that had occurred over a period of less than six months, and 28% of investigations involved single incidents. Thirty-six percent of substantiated non-Aboriginal child investigations (an estimated 30,997) involved situations that had been ongoing for more than six months, 17% involved multiple incidents that occurred over a period of less than six months, and 33% of investigations involved a single incident.

## Outcomes of Investigations

- Seventy-nine percent of substantiated First Nations child investigations (an estimated 9,543 children) had a previous case opening. Fifty-nine percent of substantiated non-Aboriginal child investigations (an estimated 51,904) had a previous case opening.
- An estimated 7,721 substantiated First Nations child maltreatment investigations (64%) were identified as remaining open for ongoing services. Forty-one percent of substantiated non-Aboriginal child investigations (an estimated 36,208) were identified as remaining open for ongoing services.

- ✦ Sixteen percent of all substantiated First Nations child maltreatment investigations (an estimated 1,946) led to a child being placed in formal child welfare care (kinship foster care, other family foster care, group home or residential/secure treatment) during the initial investigation. Seven percent of all substantiated non-Aboriginal child investigations (an estimated 5,562) resulted in a child being placed in formal child welfare care during the initial investigation. An additional 13% of substantiated First Nations child maltreatment investigations and 4% of substantiated non-Aboriginal child maltreatment investigations lead to a child being placed in informal kinship care.

### Child Characteristics

- ✦ The age distribution of substantiated maltreatment was similar for First Nations and non-Aboriginal children. The largest percentage of substantiated maltreatment investigations involved children between the ages of eight and 11 for both First Nations and non-Aboriginal children (27%, an estimated 3,286 child investigations and 29%, an estimated 25,590 child investigations, respectively). A quarter of First Nations children (an estimated 2,984 child investigations) and non-Aboriginal children (an estimated 22,396 child investigations) between the ages of 12 and 15 were involved in substantiated maltreatment investigations.
- ✦ In 82% of substantiated child maltreatment investigations involving a First Nations child, two or more child functioning concerns were noted. In 60% of substantiated non-Aboriginal child maltreatment investigations, two or more child functioning concerns were noted..

### Household Characteristics

- ✦ Half (an estimated 6,029) of all substantiated First Nations child investigations involved children who lived with one parent (46% living with a lone mother and four percent with a lone father). Forty-three percent (an estimated 37,934) of all substantiated non-Aboriginal child investigations, involved children who lived with a lone parent (39% with a lone mother and four percent with a lone father).

- ✦ Twenty-three percent of substantiated First Nations child investigations involved children who lived with their two biological parents. Thirty-three percent of substantiated non-Aboriginal child investigations involved children who lived with their two biological parents.
- ✦ Two or more caregiver functioning concerns were noted in 42% of substantiated child maltreatment investigations involving a First Nations child. In 41% percent of substantiated child maltreatment investigations involving a First Nations child no caregiver functioning concerns were noted. In 33% of substantiated non-Aboriginal child maltreatment investigations two or more caregiver functioning concerns were noted. In 51% of substantiated non-Aboriginal child maltreatment investigations no caregiver functioning concerns were noted.
- ✦ Almost half (49% an estimated 5,881) of substantiated First Nations child investigations involved families who derived their income primarily from unemployment insurance or other benefits. In 20% (an estimated 17,890) of substantiated non-Aboriginal child investigations the primary source of family income was unemployment insurance or other benefits.
- ✦ Seventy-nine percent of substantiated First Nations child investigations involved children living in rental accommodations (48% private rentals and 31% in public housing including ban housing). Ten percent involved First Nations children living in purchased homes. Fifty-three percent of all substantiated non-Aboriginal child investigations involved children living in rental accommodations (43% private rentals and 10% public housing), 36% involved non-Aboriginal children living in purchased homes.
- ✦ Housing conditions were defined as unsafe in 24% (an estimated 2,938) of substantiated First Nations child investigations and in se

### Referral Characteristics

- ✦ Almost two-thirds (64%, an estimated 7,803) of all referrals for substantiated First Nations child maltreatment investigations were made




by professionals through their contact with children. Over three-quarters (76%, 67,311) of all referrals for substantiated non-Aboriginal child maltreatment investigations were made by professionals. Twenty-six percent (an estimated 3,119) of all referrals for substantiated First Nations child maltreatment investigations and 20% (an estimated 17,167) of all referrals for substantiated non-Aboriginal child maltreatment investigations were made by non-professional community sources.

### Pathways to Decision Making

- ✦ The bivariate analysis indicates that First Nations children are highly over-represented in the decision to substantiate maltreatment and the decision to place a child in out-of-home care.
- ✦ In the multivariate models, First Nations status does not continue to be a significant predictor in the decision to substantiate maltreatment when interacting with a combination of maltreatment characteristics, child characteristics, household characteristics and caregiver characteristics. Although it does remain an important predictor of substantiation until caregiver functioning is controlled for in the fifth and final block of the model.
- ✦ First Nations status does remain statistically significant in the decision to place a child in out-of-home care controlling for maltreatment characteristics, child functioning, household factors and caregiver functioning.
- ✦ Caregiver functioning concerns and child functioning concern were noted to have a significant impact in the current multivariate analyses for substantiation and placement in child welfare care.

### Further Research

The overrepresentation of First Nations children in the Canadian child welfare system is a complex and problematic issue for child welfare researchers, practitioners, and policy makers. The significant overrepresentation of First Nations children in substantiated child investigations and referrals to child welfare placement can clearly be related to the high level of caregiver, household and community risk factors. The finding that neglect is the primary type of child maltreatment experienced by First Nations children calls for a reorientation of child welfare research, policy and practice to develop culturally sensitive and effective responses. Effecting change also calls for a much greater emphasis by child protection authorities on the structural factors contributing to child maltreatment amongst First Nations children such as poverty, poor housing and parental substance misuse.

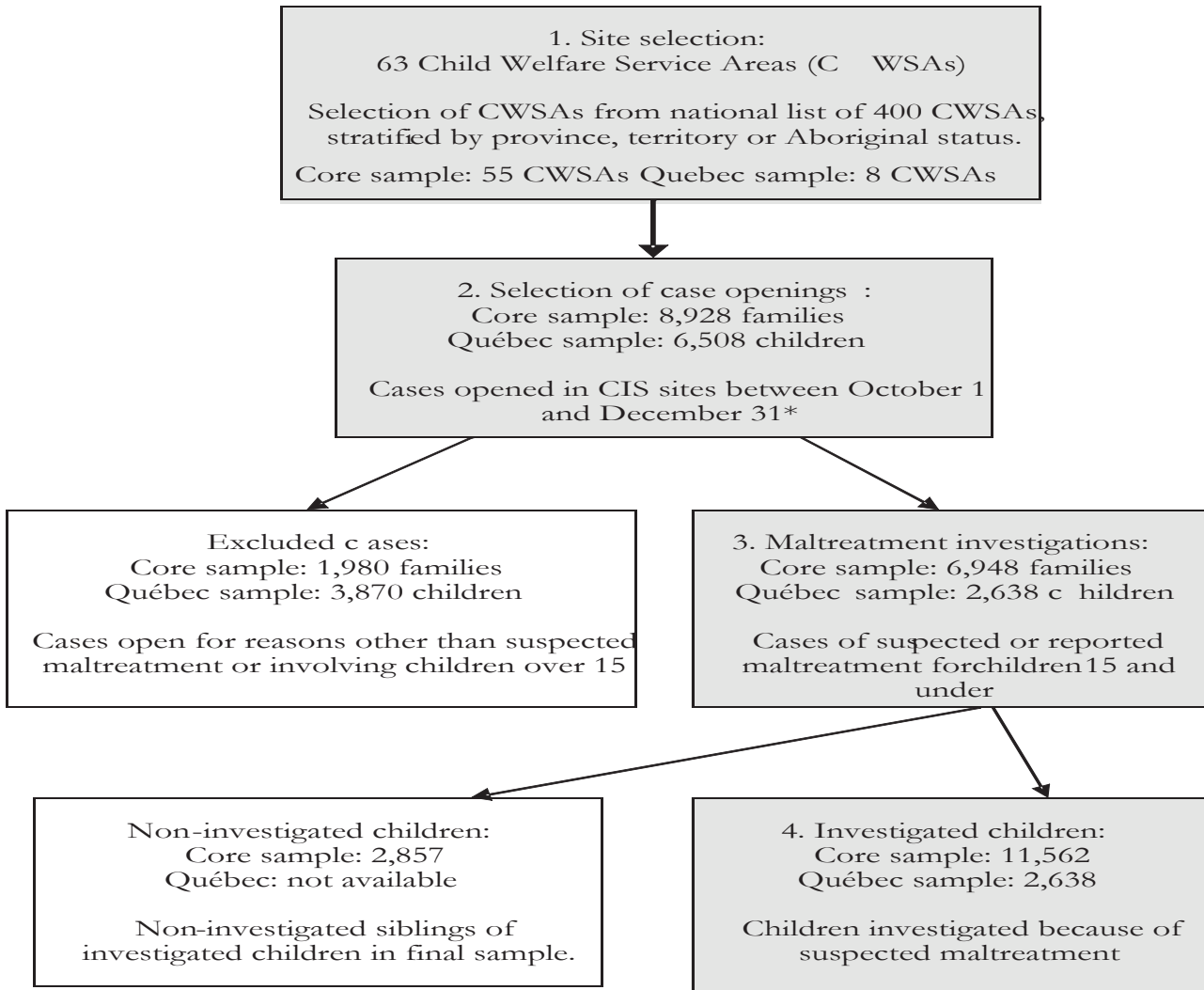


## APPENDICES

### Appendix 1: Canadian Incidence Study of Reported Child Abuse and Neglect 2003: Definitional Framework

	Definitional Problem	Measures Taken by CIS 2003
Source of data	Statistics are rarely presented with sufficient detail to allow one to consider all the data collection issues.	CIS-2003 data were collected from child protection workers upon completion of their initial investigation (time depends on provincial, regional, and site practices).
Forms of maltreatment	Maltreatment statistics vary considerably with respect to the forms of maltreatment included.	The CIS-2003 includes 25 defined forms of maltreatment under five main categories: physical abuse, sexual abuse, neglect, emotional maltreatment and exposure to domestic violence.
Multiple forms of maltreatment	Failure to document multiple forms of maltreatment can lead to underestimating some forms of maltreatment.	CIS-2003 documents up to three forms of maltreatment.
Level of harm	Some statistics only include cases where children have been harmed; others include cases of harm and substantial risk of harm.	CIS-2003 includes cases where children are harmed as well as cases where children are at risk of harm. Physical and emotional harm are documented.
Timeframe	Research on child maltreatment can focus on the annual incidence, which is the number of cases in a single year; or, it can focus on childhood prevalence, which is the number of children maltreated during childhood.	The CIS-2003 measures the annual incidence of investigated maltreatment.
Reporting year	Rates of reported maltreatment have been increasing steadily as public awareness of child abuse increases. Rates from two different years must be compared accordingly.	The reporting year for the CIS-2003 is 2003. Some data is compared with data from the CIS-1998.
Unit of analysis	Child welfare investigations can use either a child-based or family-based method of tracking cases. For child-based, each investigated child is counted as a separate investigation, while for family-based investigations, the unit of analysis is the investigated family, regardless of the number of children investigated.	The CIS-2003 counts cases on the basis of child investigations
Duplication	Children investigated several times in a year are often counted as separate investigations. Approximately 20 per cent of investigations in a given year involve children investigated more than once.	The CIS-2003 estimates are not unduplicated. Children who are investigated twice during a year are counted as two separate child investigations.
Age group	The age group of children investigated by child welfare services varies by province or territory.	CIS-2003 estimates are presented for children under 16 (Newborn to 15 inclusive).
Levels of identification/substantiation	The point at which cases are being identified significantly affects child maltreatment estimates, given that many identified cases are not reported, many reported cases are not investigated, and many investigated cases are not substantiated.	CIS-2003 reports on cases investigated by child welfare authorities. A three-tiered definition of substantiation is used: (1) substantiated, (2) suspected, and (3) unfounded. Screened out or uninvestigated reports are not included.

## Appendix 2: Canadian Incidence Study of Reported Child Abuse and Neglect 2003: Sampling Stages



### Appendix 3: Model Iterations for Substantiation

Substantiation Block 1

		B	S.E.	Wald	df	Sig.	Exp(B)
Step 1(a)	FNstatus(1)	.505	.074	46.080	1	.000	1.656
	Constant	-.023	.026	.794	1	.373	.977

Substantiation Block 2

		B	S.E.	Wald	df	Sig.	Exp(B)
Step 1(a)	FNstatus(1)	.480	.082	34.538	1	.000	1.617
	q25_1dv5			535.601	4	.000	
	q25_1dv5(1)	-.695	.141	24.213	1	.000	.499
	q25_1dv5(2)	.364	.070	27.037	1	.000	1.440
	q25_1dv5(3)	.550	.087	39.597	1	.000	1.732
	q25_1dv5(4)	1.728	.085	418.243	1	.000	5.631
	q30a_1dv	1.333	.120	123.553	1	.000	3.793
	q32b(1)	1.522	.084	328.361	1	.000	4.583
	prof(1)	.232	.104	4.970	1	.026	1.262
	nonprof(1)	-.123	.107	1.332	1	.248	.884
	f4_18(1)	-.659	.160	16.851	1	.000	.518
	Constant	-.912	.114	64.321	1	.000	.402

Substantiation Block 3

		B	S.E.	Wald	df	Sig.	Exp(B)
Step 1(a)	FNstatus(1)	.440	.082	28.451	1	.000	1.552
	q25_1dv5			543.370	4	.000	
	q25_1dv5(1)	-.686	.142	23.444	1	.000	.503
	q25_1dv5(2)	.351	.071	24.370	1	.000	1.420
	q25_1dv5(3)	.534	.088	36.646	1	.000	1.705
	q25_1dv5(4)	1.789	.087	424.087	1	.000	5.981
	q30a_1dv	1.282	.121	112.398	1	.000	3.604
	q32b(1)	1.343	.092	213.072	1	.000	3.832
	prof(1)	.250	.105	5.694	1	.017	1.284
	nonprof(1)	-.106	.107	.971	1	.324	.900
	f4_18(1)	-.608	.161	14.178	1	.000	.544
	q22	-.019	.007	8.454	1	.004	.981
	ChildFuncCat			72.753	2	.000	
	ChildFuncCat(1)	.610	.082	54.777	1	.000	1.841
	ChildFuncCat(2)	.448	.071	40.105	1	.000	1.566

## Substantiation Block 4

		B	S.E.	Wald	df	Sig.	Exp(B)
Step 1(a)	FNstatus(1)	.362	.088	16.752	1	.000	1.436
	q25_1dv5			535.807	4	.000	
	q25_1dv5(1)	-.670	.142	22.077	1	.000	.512
	q25_1dv5(2)	.229	.074	9.548	1	.002	1.257
	q25_1dv5(3)	.524	.089	34.235	1	.000	1.688
	q25_1dv5(4)	1.765	.088	402.488	1	.000	5.840
	q30a_1dv	1.257	.122	105.783	1	.000	3.515
	q32b(1)	1.316	.094	197.727	1	.000	3.729
	prof(1)	.274	.107	6.613	1	.010	1.316
	Nonprof(1)	-.099	.109	.822	1	.365	.906
	f4_18(1)	-.717	.168	18.263	1	.000	.488
	q22	-.018	.007	6.593	1	.010	.982
	ChildFuncCat			67.907	2	.000	
	ChildFuncCat(1)	.588	.084	49.072	1	.000	1.801
	ChildFuncCat(2)	.459	.072	40.153	1	.000	1.583
	q1_abor			22.071	3	.000	
	q1_abor(1)	-.179	.080	4.999	1	.025	.836
	q1_abor(2)	.239	.154	2.394	1	.122	1.270
	q1_abor(3)	.169	.066	6.655	1	.010	1.184
	q14_dv			5.782	4	.216	
	q14_dv(1)	-.150	.069	4.738	1	.030	.861
	q14_dv(2)	-.032	.096	.113	1	.737	.968
	q14_dv(3)	.024	.300	.006	1	.936	1.024
	q14_dv(4)	-.119	.184	.419	1	.518	.888
	q15_dv(1)	1.496	.141	112.802	1	.000	4.463
	q16_dv(1)	.199	.112	3.157	1	.076	1.220
	Hhinccat			3.617	3	.306	
	hhinccat(1)	.088	.090	.971	1	.325	1.093
	hhinccat(2)	-.082	.074	1.229	1	.268	.921
	hhinccat(3)	-.112	.149	.560	1	.454	.894
	q17_dv			1.365	2	.505	
	q17_dv(1)	-.068	.067	1.042	1	.307	.934
	q17_dv(2)	.025	.093	.071	1	.789	1.025
	Constant	-.973	.138	49.478	1	.000	.378



## Substantiation Block 5

Step 1(a)		B	S.E.	Wald	df	Sig.	Exp(B)
	FNstatus(1)	.099	.095	1.076	1	.300	1.104
	q25_1dv5			326.791	4	.000	
	q25_1dv5(1)	-.601	.145	17.092	1	.000	.548
	q25_1dv5(2)	.162	.076	4.471	1	.034	1.175
	q25_1dv5(3)	.325	.092	12.381	1	.000	1.384
	q25_1dv5(4)	1.438	.093	239.740	1	.000	4.211
	q30a_1dv	1.230	.125	96.577	1	.000	3.420
	q32b(1)	1.203	.095	159.312	1	.000	3.331
	prof(1)	.303	.109	7.758	1	.005	1.353
	nonprof(1)	-.133	.111	1.414	1	.234	.876
	f4_18(1)	-.733	.172	18.246	1	.000	.480
	q22	-.005	.008	.482	1	.487	.995
	ChildFuncCat			39.727	2	.000	
	ChildFuncCat(1)	.502	.086	34.413	1	.000	1.653
	ChildFuncCat(2)	.304	.075	16.560	1	.000	1.356
	q1_abor			35.528	3	.000	
	q1_abor(1)	-.209	.082	6.496	1	.011	.811
	q1_abor(2)	.230	.158	2.132	1	.144	1.259
	q1_abor(3)	.254	.068	13.976	1	.000	1.289
	q14_dv			14.888	4	.005	
	q14_dv(1)	-.275	.071	14.801	1	.000	.760
	q14_dv(2)	-.187	.099	3.540	1	.060	.829
	q14_dv(3)	-.163	.298	.297	1	.586	.850
	q14_dv(4)	-.187	.187	1.007	1	.316	.829
	q15_dv(1)	1.330	.143	86.426	1	.000	3.779
	q16_dv(1)	.127	.114	1.244	1	.265	1.135
	hhinccat			9.859	3	.020	
	hhinccat(1)	-.064	.092	.485	1	.486	.938
	hhinccat(2)	-.236	.076	9.707	1	.002	.789
	hhinccat(3)	-.119	.153	.603	1	.438	.888
	q17_dv			4.568	2	.102	
	q17_dv(1)	-.106	.068	2.403	1	.121	.900
	q17_dv(2)	-.177	.096	3.414	1	.065	.838
	q3dv_femabor(1)	.096	.070	1.877	1	.171	1.101
	CGFuncCat2			119.302	2	.000	
	CGFuncCat2(1)	.629	.082	59.410	1	.000	1.875
	CGFuncCat2(2)	.842	.078	115.752	1	.000	2.321
	AlcoholAb(1)	.343	.075	20.943	1	.000	1.409
	MaltChi(1)	.335	.069	23.444	1	.000	1.399
	Constant	-1.476	.151	94.929	1	.000	.229

### Appendix 4: Model Iterations for Placement

Placement Block 1

Step		B	S.E.	Wald	df	Sig.	Exp(B)
1(a)	FNstatus(1)	1.510	.126	144.002	1	.000	4.529
	Constant	-3.436	.074	2138.277	1	.000	.032

Placement Block 2

Step		B	S.E.	Wald	df	Sig.	Exp(B)
1(a)	FNstatus(1)	1.294	.136	90.356	1	.000	3.648
	q25_1dv5			57.438	4	.000	
	q25_1dv5(1)	-.498	.422	1.391	1	.238	.608
	q25_1dv5(2)	.878	.178	24.337	1	.000	2.406
	q25_1dv5(3)	.306	.227	1.814	1	.178	1.358
	q25_1dv5(4)	-.466	.269	2.992	1	.084	.628
	q30a_1dv	1.084	.190	32.657	1	.000	2.957
	q32b(1)	1.536	.132	135.242	1	.000	4.645
	prof(1)	-.184	.229	.649	1	.420	.832
	nonprof(1)	.168	.230	.534	1	.465	1.183
	f4_18(1)	-1.651	.618	7.137	1	.008	.192
	q36a			18.188	2	.000	
	q36a(1)	.608	.147	17.062	1	.000	1.836
	q36a(2)	-.628	1.071	.344	1	.557	.534
	Constant	-4.584	.286	256.216	1	.000	.010

Placement Block 3

Step		B	S.E.	Wald	df	Sig.	Exp(B)
1(a)	FNstatus(1)	1.254	.137	83.644	1	.000	3.503
	q25_1dv5			51.705	4	.000	
	q25_1dv5(1)	-.489	.421	1.347	1	.246	.613
	q25_1dv5(2)	.823	.179	21.223	1	.000	2.277
	q25_1dv5(3)	.279	.228	1.500	1	.221	1.322
	q25_1dv5(4)	-.471	.273	2.969	1	.085	.624
	q30a_1dv	.998	.191	27.261	1	.000	2.713
	q32b(1)	1.342	.155	75.402	1	.000	3.828
	prof(1)	-.197	.227	.757	1	.384	.821
	nonprof(1)	.189	.228	.685	1	.408	1.208
	f4_18(1)	-1.635	.619	6.990	1	.008	.195
	q36a			15.991	2	.000	
	q36a(1)	.581	.150	15.026	1	.000	1.787
	q36a(2)	-.575	1.065	.291	1	.590	.563
	q22	-.033	.016	4.447	1	.035	.967
	ChildFuncCat			11.260	2	.004	
	ChildFuncCat(1)	.236	.213	1.235	1	.266	1.267
	ChildFuncCat(2)	.590	.178	10.966	1	.001	1.804
	Constant	-4.497	.310	210.858	1	.000	.011

## Placement Block 4

		B	S.E.	Wald	df	Sig.	Exp(B)
Step 1(a)	FNstatus(1)	1.196	.151	62.511	1	.000	3.307
	q25_1dv5			35.633	4	.000	
	q25_1dv5(1)	-.486	.423	1.320	1	.251	.615
	q25_1dv5(2)	.663	.185	12.765	1	.000	1.940
	q25_1dv5(3)	.300	.229	1.715	1	.190	1.350
	q25_1dv5(4)	-.513	.277	3.415	1	.065	.599
	q30a_1dv	.981	.196	25.030	1	.000	2.666
	q32b(1)	1.296	.159	66.841	1	.000	3.655
	prof(1)	-.235	.231	1.033	1	.309	.791
	nonprof(1)	.199	.234	.727	1	.394	1.221
	f4_18(1)	-1.715	.619	7.679	1	.006	.180
	q36a			14.449	2	.001	
	q36a(1)	.556	.155	12.829	1	.000	1.743
	q36a(2)	-.916	1.107	.685	1	.408	.400
	q22	-.022	.017	1.778	1	.182	.978
	ChildFuncCat			10.016	2	.007	
	ChildFuncCat(1)	.114	.217	.276	1	.599	1.121
	ChildFuncCat(2)	.543	.181	8.977	1	.003	1.720
	q1_abor			5.919	3	.116	
	q1_abor(1)	.259	.181	2.050	1	.152	1.296
	q1_abor(2)	.542	.320	2.875	1	.090	1.720
	q1_abor(3)	-.033	.164	.041	1	.840	.967
	q14_dv			8.244	4	.083	
	q14_dv(1)	-.327	.172	3.620	1	.057	.721
	q14_dv(2)	-.516	.216	5.689	1	.017	.597
	q14_dv(3)	-.403	.505	.636	1	.425	.668
	q14_dv(4)	-.893	.424	4.439	1	.035	.409
	q15_dv(1)	.807	.193	17.501	1	.000	2.241
	q16_dv(1)	-.206	.209	.969	1	.325	.814
	hhinccat			16.686	3	.001	
	hhinccat(1)	.467	.196	5.676	1	.017	1.595
	hhinccat(2)	.326	.167	3.841	1	.050	1.386
	hhinccat(3)	1.034	.278	13.884	1	.000	2.812
	q17_dv			8.373	2	.015	
	q17_dv(1)	-.012	.164	.005	1	.942	.988
	q17_dv(2)	.485	.180	7.292	1	.007	1.625
	Constant	-4.558	.339	180.576	1	.000	.010

Placement Block 5

		B	S.E.	Wald	df	Sig.	Exp(B)
Step 1(a)	FNstatus(1)	.934	.162	33.214	1	.000	2.544
	q25_1dv5			37.703	4	.000	
	q25_1dv5(1)	-.353	.426	.685	1	.408	.703
	q25_1dv5(2)	.596	.189	9.981	1	.002	1.815
	q25_1dv5(3)	.177	.233	.580	1	.446	1.194
	q25_1dv5(4)	-.735	.280	6.889	1	.009	.480
	q30a_1dv	.957	.197	23.601	1	.000	2.605
	q32b(1)	1.178	.160	54.328	1	.000	3.247
	prof(1)	-.189	.229	.680	1	.409	.828
	nonprof(1)	.219	.231	.901	1	.342	1.245
	f4_18(1)	-1.763	.624	7.976	1	.005	.172
	q36a			7.443	2	.024	
	q36a(1)	.416	.158	6.946	1	.008	1.516
	q36a(2)	-.446	1.088	.168	1	.682	.640
	q22	.005	.019	.071	1	.790	1.005
	ChildFuncCat			7.496	2	.024	
	ChildFuncCat(1)	.072	.218	.108	1	.743	1.074
	ChildFuncCat(2)	.464	.182	6.482	1	.011	1.591
	q1_abor			3.895	3	.273	
	q1_abor(1)	.232	.181	1.635	1	.201	1.261
	q1_abor(2)	.509	.325	2.461	1	.117	1.664
	q1_abor(3)	.038	.167	.051	1	.822	1.038
	q14_dv			11.706	4	.020	
	q14_dv(1)	-.410	.174	5.545	1	.019	.664
	q14_dv(2)	-.628	.217	8.392	1	.004	.534
	q14_dv(3)	-.528	.497	1.126	1	.289	.590
	q14_dv(4)	-1.021	.421	5.895	1	.015	.360
	q15_dv(1)	.605	.194	9.712	1	.002	1.830
	q16_dv(1)	-.195	.208	.879	1	.349	.823
	hhinccat			14.269	3	.003	
	hhinccat(1)	.354	.198	3.178	1	.075	1.425
	hhinccat(2)	.212	.167	1.605	1	.205	1.236
	hhinccat(3)	1.016	.280	13.150	1	.000	2.763
	q17_dv			4.477	2	.107	
	q17_dv(1)	-.058	.166	.124	1	.725	.943
	q17_dv(2)	.333	.181	3.386	1	.066	1.395
	q3dv_femabor(1)	.364	.160	5.172	1	.023	1.440
	CGFuncCat2			21.039	2	.000	
	CGFuncCat2(1)	-.312	.289	1.167	1	.280	.732
	CGFuncCat2(2)	.659	.222	8.829	1	.003	1.933
	AlcoholAb(1)	.410	.150	7.422	1	.006	1.506
	MaltChi(1)	.150	.144	1.080	1	.299	1.161
Constant	-5.107	.389	172.443	1	.000	.006	

## Appendix 5: Errata Issued February 2011

On pages 12, 13, 14, 41, 42, 42-46, 48, 49, 50, 51, 92 and 93 the rates of investigation for First Nations and non-Aboriginal children have been updated. These data are presented in tables 1, 2 and 3.1 to 3.8, see revisions below.

	Original Table: Incidence per 1000 children		Revised Table: Incidence per 1000 children	
	First Nations Child Investigations	Non-Aboriginal Investigations	First Nations Child Investigations	Non-Aboriginal Child Investigations

Table 1: First Nations and Non-Aboriginal Child Maltreatment Investigations by Level of Substantiation in Canada, Excluding Quebec, in 2003

Categories of maltreatment				
Substantiated	30.24	20.72	57.30	19.84
Suspected	8.20	5.51	15.55	5.28
Unsuspected	19.90	17.88	37.71	17.12
Total child investigations	58.34	44.11	110.56	42.23

Table 2: Primary Categories of Substantiated First Nations and Non-Aboriginal Child Maltreatment Investigations in Canada, Excluding Quebec, in 2003

Level of substantiation				
Physical abuse	3.15	5.56	5.97	5.33
Sexual abuse	.53	.63	1.00	.60
Neglect	17.06	5.20	32.33	4.98
Emotional maltreatment	3.57	3.20	6.77	3.07
Exposure to domestic violence	5.93	6.13	11.24	5.87
Total child investigations	30.24	20.72	57.30	19.84



	Original Table: Incidence per 1000 children		Revised Table: Incidence per 1000 children	
	First Nations Child Investigations	Non-Aboriginal Investigations	First Nations Child Investigations	Non-Aboriginal Child Investigations

Table 3-1: First Nations and Non-Aboriginal Child Maltreatment Investigations by Level of Substantiation in Canada, Excluding Quebec, in 2003

Level of substantiation				
Substantiated	30.24	20.72	57.30	19.84
Suspected	8.20	5.51	15.55	5.28
Unsubstantiated	19.90	17.88	37.71	17.12
Total child investigations	58.34	44.11	110.56	42.23

Table 3-2: Primary Categories of Substantiated First Nations and Non-Aboriginal Child Maltreatment Investigations in Canada, Excluding Quebec, in 2003

Categories of maltreatment				
Physical abuse	3.15	5.56	5.97	5.33
Sexual abuse	.53	.63	1.00	.60
Neglect	17.06	5.20	32.33	4.98
Emotional maltreatment	3.57	3.20	6.77	3.07
Exposure to domestic violence	5.93	6.13	11.24	5.87
Total child investigations	30.24	20.72	57.30	19.84

	Original Table: Incidence per 1000 children		Revised Table: Incidence per 1000 children	
	First Nations Child Investigations	Non-Aboriginal Investigations	First Nations Child Investigations	Non-Aboriginal Child Investigations

Table 3-3: Single and Multiple Categories of Primary Substantiated First Nations and Non-Aboriginal Child Maltreatment Investigations in Canada, Excluding Quebec, in 2003

Single categories of substantiated maltreatment				
Physical abuse only	2.01	4.04	3.80	3.87
Sexual abuse only	.45	.54	.86	.52
Neglect only	14.15	4.42	26.81	4.23
Emotional maltreatment only	1.89	2.47	3.57	2.47
Exposure to domestic violence only	5.15	5.37	9.78	5.14
Total substantiated investigations with one form	23.66	16.84	44.83	16.13

	Original Table: Incidence per 1000 children		Revised Table: Incidence per 1000 children	
	First Nations Child Investigations	Non-Aboriginal Investigations	First Nations Child Investigations	Non-Aboriginal Child Investigations
Table 3-4: Primary Forms of Substantiated Physical Abuse in First Nations and Non-Aboriginal Child Maltreatment Investigations in Canada, Excluding Quebec, in 2003				
Forms of Physical Abuse				
Shake, push, grab or throw	1.31	1.17	2.49	1.12
Hit with hand	1.23	2.39	2.32	2.28
Punch, kick or bite	–	.36	–	.35
Hit with object	.16	1.09	.30	1.04
Other physical abuse	.34	.55	.65	.53
Total Child Investigations	30.24	20.72	57.30	19.84

	Original Table: Incidence per 1000 children		Revised Table: Incidence per 1000 children	
	First Nations Child Investigations	Non-Aboriginal Investigations	First Nations Child Investigations	Non-Aboriginal Child Investigations
Table 3-5: Primary Forms of Substantiated Sexual Abuse in First Nations and Non-Aboriginal Child Maltreatment Investigations in Canada, Excluding Quebec, in 2003				
Form of sexual abuse				
Penetration	–	.06	–	.06
Attempted penetration	–	.02	–	.02
Oral Sex	–	.05	–	.04
Fondling	.36	.38	.68	.37
Sex talk	–	.04	–	.04
Voyeurism	–	–	–	–
Exhibitionism	–	.03	–	.03
Exploitation	–	.04	–	.04
Total Child Investigations	30.24	20.72	57.30	19.84

	Original Table: Incidence per 1000 children		Revised Table: Incidence per 1000 children	
	First Nations Child Investigations	Non-Aboriginal Investigations	First Nations Child Investigations	Non-Aboriginal Child Investigations

Table 3-6: Primary Forms of Substantiated Neglect in First Nations and Non-Aboriginal Child Maltreatment Investigations in Canada, Excluding Quebec, in 2003

Forms of neglect				
Failure to supervise: Physical	4.67	2.11	8.85	2.02
Failure to supervise: Sexual	.40	.29	.76	.27
Physical neglect	6.69	1.57	12.68	1.50
Medical neglect	.57	.25	1.07	.24
Failure to provide psychological treatment	–	.12	–	.11
Permitting criminal behavior	.77	.07	1.46	.07
Abandonment	2.81	.59	5.33	.57
Educational neglect	1.13	.20	2.14	.19
Total Child Investigations	30.24	20.72	57.30	19.84

	Original Table: Incidence per 1000 children		Revised Table: Incidence per 1000 children	
	First Nations Child Investigations	Non-Aboriginal Investigations	First Nations Child Investigations	Non-Aboriginal Child Investigations

Table 3-7: Primary Forms of Substantiated Emotional Maltreatment in First Nations and Non-Aboriginal Child Maltreatment Investigations in Canada, Excluding Quebec, in 2003

Forms of emotional maltreatment				
Emotional abuse	2.56	2.29	4.85	2.19
Non-organic failure to thrive	–	.01	–	.01
Emotional neglect	.94	.58	1.77	.55
Exposure to non-intimate violence	–	.32	–	.31
Total child investigations	30.24	20.72	57.30	19.84

Table 3-8: Primary Substantiated Exposure to Domestic Violence in First Nations and Non-Aboriginal Child Maltreatment Investigations in Canada, Excluding Quebec, in 2003

Exposure to domestic violence				
Exposure to domestic violence	5.93	6.13	5.93	5.87
Total child investigations	30.24	20.72	57.30	19.84